



National Comprehensive  
Cancer Network®

**NCCN Clinical Practice Guidelines in Oncology (NCCN Guidelines®)**

# **Antiemesis**

Version 1.2021 — December 23, 2020

**NCCN.org**

**NCCN Guidelines for Patients® available at [www.nccn.org/patients](http://www.nccn.org/patients)**

**Continue**



**David S. Ettinger, MD/Chair †**  
The Sidney Kimmel Comprehensive  
Cancer Center at Johns Hopkins

**\*Michael J. Berger, PharmD, Vice Chair Σ**  
The Ohio State University Comprehensive  
Cancer Center - James Cancer Hospital  
and Solove Research Institute

**Sidharth Anand, MD, MBA**  
UCLA Jonsson Comprehensive Cancer Center

**Sally Barbour, PharmD Σ ‡ †**  
Duke Cancer Institute

**Jason Bergsbaken, PharmD Σ**  
University of Wisconsin  
Carbone Cancer Center

**Debra Brandt, DO †**  
Yale Cancer Center/Smilow Cancer Hospital

**George E. Brown, RPh, MS Σ**  
Case Comprehensive Cancer Center/  
University Hospitals Seidman Cancer  
Center and Cleveland Clinic Taussig  
Cancer Institute

**Jennie R. Crews, MD †**  
Fred Hutchinson Cancer Research Center/  
Seattle Cancer Care Alliance

**Christine Hong, PharmD, MBA**  
UT Southwestern Simmons  
Comprehensive Cancer Center

**Eun Jeong Kim, PharmD, MS Σ**  
Stanford Cancer Institute

[NCCN Guidelines Panel Disclosures](#)

**Steve Kirkegaard, PharmD Σ †**  
Huntsman Cancer Institute  
at the University of Utah

**Dwight D. Kloth, PharmD Σ**  
Fox Chase Cancer Center

**Kelsey Klute, MD †**  
Fred & Pamela Buffett Cancer Center

**Mark Kris, MD † ‡**  
Memorial Sloan Kettering Cancer Center

**Dean Lim, MD †**  
City of Hope National Medical Center

**Cynthia X. Ma, MD, PhD † ‡**  
Siteman Cancer Center at Barnes-  
Jewish Hospital and Washington  
University School of Medicine

**Victoria Maurer, MSN, RN †**  
Robert H. Lurie Comprehensive  
Cancer Center of Northwestern University

**Renee K. McAlister, PharmD Σ**  
Vanderbilt-Ingram Cancer Center

**Rutika Mehta, MD, MPH †**  
Moffitt Cancer Center

**Kim Noonan, MS, ANP, RN # ‡**  
Dana-Farber/Brigham and Women's Cancer  
Center | Massachusetts General Hospital Cancer  
Center

**Grazyna Riebandt, PharmD £ ‡**  
Roswell Park Cancer Institute

**Eric Roeland, MD † £**  
Massachusetts General Hospital  
Cancer Center

**Jane E. Rogers, PharmD**  
The University of Texas  
MD Anderson Cancer Center

**Hope S. Rugo, MD † ‡**  
UCSF Helen Diller Family  
Comprehensive Cancer Center

**Ila Saunders, PharmD Σ ‡**  
UC San Diego Moores Cancer Center

**Bridget Scullion, PharmD £**  
Dana-Farber/Brigham and Women's  
Cancer Center | Massachusetts General  
Hospital Cancer Center

**Maria Silveira, MD, MPH £**  
University of Michigan  
Rogel Cancer Center

**Alyssa Wolf, MSN**  
Abramson Cancer Center  
at the University of Pennsylvania

## **NCCN**

**Giby V. George, MD**  
**Beth Lynn, RN, BS**

‡ Hematology/ Hematology oncology	£ Supportive care including palliative, pain management, pastoral care, and oncology social work
‡ Internal medicine	
† Medical oncology	
# Nursing	
Σ Pharmacology	* Discussion section committee member

**Continue**



### [NCCN Antiemesis Panel Members](#)

### [Summary of Guidelines Updates](#)

### [Principles of Emesis Control for the Cancer Patient \(AE-1\)](#)

#### Anticancer Therapy-Induced Emesis:

### [Emetogenic Potential of Parenteral Anticancer Agents \(AE-2\)](#)

### [High Emetic Risk Parenteral Anticancer Agents - Acute and Delayed Emesis Prevention \(AE-4\)](#)

### [Moderate Emetic Risk Parenteral Anticancer Agents - Acute and Delayed Emesis Prevention \(AE-5\)](#)

### [Low and Minimal Emetic Risk Parenteral Anticancer Agents - Emesis Prevention \(AE-6\)](#)

### [Emetogenic Potential of Oral Anticancer Agents \(AE-7\)](#)

### [Oral Anticancer Agents - Emesis Prevention \(AE-8\)](#)

### [Breakthrough Treatment for Anticancer Therapy-Induced Nausea/Vomiting \(AE-9\)](#)

#### Radiation-Induced Emesis:

### [Radiation-Induced Emesis Prevention/Treatment \(AE-10\)](#)

#### Anticipatory Emesis:

### [Anticipatory Emesis Prevention/Treatment \(AE-11\)](#)

### [Principles of Managing Multiday Emetogenic Chemotherapy \(AE-A\)](#)

### [Pharmacologic Considerations for Antiemetic Prescribing \(AE-B\)](#)

### [Principles for Managing Breakthrough Emesis \(AE-C\)](#)

**Clinical Trials:** NCCN believes that the best management for any patient with cancer is in a clinical trial. Participation in clinical trials is especially encouraged.

To find clinical trials online at NCCN Member Institutions, [click here:](#)  
[nccn.org/clinical\\_trials/member\\_institutions.aspx](http://nccn.org/clinical_trials/member_institutions.aspx).

**NCCN Categories of Evidence and Consensus:** All recommendations are category 2A unless otherwise indicated.

See [NCCN Categories of Evidence and Consensus](#).

The NCCN Guidelines® are a statement of evidence and consensus of the authors regarding their views of currently accepted approaches to treatment. Any clinician seeking to apply or consult the NCCN Guidelines is expected to use independent medical judgment in the context of individual clinical circumstances to determine any patient's care or treatment. The National Comprehensive Cancer Network® (NCCN®) makes no representations or warranties of any kind regarding their content, use or application and disclaims any responsibility for their application or use in any way. The NCCN Guidelines are copyrighted by National Comprehensive Cancer Network®. All rights reserved. The NCCN Guidelines and the illustrations herein may not be reproduced in any form without the express written permission of NCCN. ©2020.



Updates in Version 1.2021 of the NCCN Guidelines for Antiemesis from Version 2.2020 include:

### **AE-1**

#### **Principles of Emesis Control for the Cancer Patient**

- Other potential causes of emesis in patients with cancer; added:
  - ▶ Cannabinoid hyperemesis syndrome
  - ▶ Rapid opioid withdrawal
  - ▶ Pancreatitis

### **AE-2**

#### **Emetogenic Potential of Parenteral Anticancer Agents**

- High emetic risk, added: Melphalan >140 mg/m<sup>2</sup> ~~higher doses~~, sacituzumab govitecan-hziy
- Moderate emetic risk, added: Fam-trastuzumab deruxtecan-nxki, lurbinectedin
- Moderate emetic risk, melphalan edited to <140 mg/m<sup>2</sup>
- Removed from Moderate emetic risk: Enfortumab vedotin-ejfv, interferon alfa ≥10 million IU/m<sup>2</sup>

### **AE-3**

#### **Emetogenic Potential of Parenteral Anticancer Agents**

- Low emetic risk, added: brexucabtagene autoleucel, enfortumab vedotin-ejfv, isatuximab-irfc, mitomycin pyelocalyceal solution, tafasitamab-cxix
- Minimal emetic risk, added: daratumumab and hyaluronidase-fihj, luspatercept-aamt, pertuzumab/trastuzumab and hyaluronidase-zzxf
- Minimal emetic risk, removed: Peginterferon

### **AE-4**

#### **High Emetic Risk Parenteral Anticancer Agents-Acute and Delayed Emesis Prevention**

- Footnotes updated

### **AE-5A**

#### **Footnotes for Pages AE-4 and AE-5**

- Footnote k edited: With or without lorazepam 0.5–2 mg PO or IV or sublingual every 6 hours as needed days 1–4. With or without H2 blocker or proton pump inhibitor. ~~For olanzapine-containing regimens, only use PO lorazepam if needed.~~ [See Principles of Emesis Control for the Cancer Patient \(AE-1\).](#)

- Footnote m edited: ~~Emerging data from smaller studies and clinical practice~~ *Data suggest that a 5-mg dose of olanzapine is efficacious. may be considered, especially for elderly or over-sedated patients* Consider this dose especially for elderly or over sedated patients. Hashimoto H, et al. *Lancet Oncol* 2020;21:242-49. [See Pharmacologic Considerations for Antiemetic Prescribing \(AE-B\).](#)
- Footnote n edited: If not used previously, consider escalating to ~~this option~~ a 4-drug regimen (option A) ~~when~~ if emesis occurred during a previous cycle of ~~chemotherapy~~ anticancer therapy with a 3-drug regimen using ~~an olanzapine regimen (B, E) or an NK1 RA-containing regimen (C, D, or F)~~ (olanzapine-containing regimen B or E or NK1 RA-containing regimen C, ~~D,~~ or F). *Olanzapine-containing regimens may be useful for patients with severe nausea.* [See Principles for Managing Breakthrough Emesis \(AE-C\).](#)

### **AE-7**

#### **Emetogenic Potential of Oral Anticancer Agents**

- Moderate to high emetic risk, added: azacytidine, bosutinib >400 mg/day ~~higher doses~~, capmatinib, fedratinib, imatinib >400 mg/day ~~higher doses~~.
- Moderate to high emetic risk, levnatinib edited to >12 mg/day
- Minimal to low emetic risk, added: decitabine and cedazuridine, lenvatinib ≤12 mg/day, pemigatinib, pexidartinib, pralsetinib, ripretinib, selpercatinib, tazemetostat, tucatinib.
- Minimal to low emetic risk, bosutinib edited to ≤400 mg/day
- Minimal to low emetic risk, imatinib edited to ≤400 mg/day

### **AE-7A**

#### **Footnotes for Page AE-7**

- Footnote aa added: Emerging data and clinical practice suggest adding low-dose olanzapine and/or NK1 RA to 5-HT3 RA for nausea prevention.



Updates in Version 1.2021 of the NCCN Guidelines for Antiemesis from Version 2.2020 include:

### [AE-9](#)

#### Breakthrough Treatment for Anticancer Therapy-Induced Nausea/Vomiting

- Any nausea/vomiting, 5-HT<sub>3</sub> RA, ondansetron edited: ~~16–24 mg~~ **8 mg PO every 8–12 h (16–24 mg total daily dose) or 8–16 mg IV**
- Replaced previous footnote gg with Dronabinol oral solution has greater oral bioavailability than dronabinol capsules; 2.1 mg oral solution = 2.5 mg capsules.

### [AE-A \(1 of 3\)](#)

#### Principles of Managing Multiday Emetogenic Chemotherapy Regimens

- General principles, corticosteroids, dexamethasone edited: should be administered once daily *in the morning*.

### [AE-B \(1 of 2\)](#)

#### Pharmacologic Considerations for Antiemetic Prescribing

- Olanzapine, Clinical pearl, removed: Data suggest that sedation is most notable on day 2 and improves over time; from first sub-bullet and created a new bullet.
- Olanzapine, Clinical pearl, added new sub-bullet: *Unless given as a premedication prior to anticancer therapy, bedtime administration is recommended when possible due to sedation.*

### [AE-B \(2 of 2\)](#)

#### Pharmacologic Considerations for Antiemetic Prescribing

- Metoclopramide, added 6th bullet: *The FDA recommends short-term use (<12 weeks) for metoclopramide given risk for tardive dyskinesia with longer use.*

**PRINCIPLES OF EMESIS CONTROL FOR THE CANCER PATIENT**

- **Prevention of nausea/vomiting is the goal.**
    - ▶ **The risk of nausea/vomiting (acute ≤24 hours vs. delayed nausea >24 hours) for persons receiving anticancer agents of high and moderate emetic risk lasts for at least 3 days for high and 2 days for moderate after the last dose of anticancer agents. Patients need to be protected throughout the full period of risk.**
  - **Oral and parenteral serotonin receptor antagonists (5-HT<sub>3</sub> RAs) have equivalent efficacy when used at the appropriate doses and intervals.**
  - **Consider the toxicity of the specific antiemetic(s). [See Pharmacologic Considerations for Antiemetic Prescribing \(AE-B\).](#)**
  - **Choice of antiemetic(s) used should be based on the emetic risk of the therapy, prior experience with antiemetics, and patient factors.**
    - ▶ **Patient risk factors for anticancer agent-induced nausea/vomiting include:**
      - ◊ Younger age
      - ◊ Female sex
      - ◊ Previous history of anticancer agent-induced nausea and vomiting (CINV)
      - ◊ Little or no previous alcohol use
      - ◊ Prone to motion sickness
      - ◊ History of morning sickness during pregnancy
      - ◊ Anxiety / high pretreatment expectation of nausea
  - **There are other potential causes of emesis in patients with cancer. These may include:**
    - ▶ **Partial or complete bowel obstruction**
    - ▶ **Vestibular dysfunction**
    - ▶ **Brain metastases**
    - ▶ **Electrolyte imbalance: hypercalcemia, hyperglycemia, or hyponatremia**
    - ▶ **Uremia**
    - ▶ **Concomitant drug treatments, including opioids**
    - ▶ **Gastroparesis: tumor or chemotherapy (eg, vincristine) induced or other causes (eg, diabetes)**
    - ▶ **Excessive secretions (eg, seen in patients with head and neck cancers)**
    - ▶ **Malignant ascites**
  - ▶ **Psychophysiologic:**
    - ◊ Anxiety
    - ◊ Anticipatory nausea/vomiting
  - ▶ **Cannabinoid hyperemesis syndrome**
  - ▶ **Rapid opioid withdrawal**
  - ▶ **Pancreatitis**
- **For use of antiemetics for nausea/vomiting that are not related to radiation and/or anticancer therapy, [see NCCN Guidelines for Palliative Care.](#)**
  - **For multi-drug regimens, select antiemetic therapy based on the drug with the highest emetic risk. See Emetogenic Potential of Parenteral Anticancer Agents ([AE-2](#) and [AE-3](#)), and see Emetogenic Potential of Oral Anticancer Agents ([AE-8](#)).**
  - **Antiemetic regimens added to a patient's anticancer agents may have a potential risk for drug-drug interactions. However, no clinically significant drug-drug interactions have emerged to date in randomized clinical trials of anticancer agents with antiemetics. The panel feels, given a short duration of use (<4 days; not chronic use) of these prophylactic antiemetic regimens, they would not result in clinically relevant interactions with anticancer agents. However, in all situations where medications are prescribed, clinicians must balance the benefit and risk for each patient.**
  - **Consider using an H<sub>2</sub> blocker or proton pump inhibitor to prevent dyspepsia, which can mimic nausea.**
  - **Lifestyle measures may help to alleviate nausea/vomiting, such as eating small frequent meals, choosing healthful foods, controlling the amount of food consumed, and eating food at room temperature. A dietary consult may also be useful. See NCI's "Eating Hints: Before, During, and After Cancer Treatment" (<http://www.cancer.gov/cancertopics/coping/eatinghints/page2#4>).**
  - **While anticancer agents or radiation therapy-induced nausea and vomiting can significantly impact a patient's quality of life and lead to poor outcomes, providers must be aware of the potential for the overuse of prophylactic antiemetics, especially for anticancer therapy with minimal and low emetic risks, which may expose the patient to potential adverse effects from antiemetic drugs and pose an undue economic burden. Guideline adherence is always encouraged.**

**Note:** All recommendations are category 2A unless otherwise indicated.

**Clinical Trials:** NCCN believes that the best management of any patient with cancer is in a clinical trial. Participation in clinical trials is especially encouraged.

**EMETOGENIC POTENTIAL OF PARENTERAL ANTICANCER AGENTS<sup>a</sup>**

LEVEL	AGENT
<b>High emetic risk</b> (>90% frequency of emesis) <sup>b,c,d</sup>	<ul style="list-style-type: none"> <li>• AC combination defined as any chemotherapy regimen that contains an anthracycline and cyclophosphamide</li> <li>• Carboplatin AUC ≥4</li> <li>• Carmustine &gt;250 mg/m<sup>2</sup></li> <li>• Cisplatin</li> <li>• Cyclophosphamide &gt;1,500 mg/m<sup>2</sup></li> <li>• Dacarbazine</li> <li>• Doxorubicin ≥60 mg/m<sup>2</sup></li> <li>• Epirubicin &gt;90 mg/m<sup>2</sup></li> <li>• Ifosfamide ≥2 g/m<sup>2</sup> per dose</li> <li>• Mechlorethamine</li> <li>• Melphalan ≥140 mg/m<sup>2</sup></li> <li>• Sacituzumab govitecan-hziy</li> <li>• Streptozocin</li> </ul>
<b>Moderate emetic risk</b> (>30%–90% frequency of emesis) <sup>b,c,d</sup>	<ul style="list-style-type: none"> <li>• Aldesleukin &gt;12–15 million IU/m<sup>2</sup></li> <li>• Amifostine &gt;300 mg/m<sup>2</sup></li> <li>• Azacitidine</li> <li>• Bendamustine</li> <li>• Busulfan</li> <li>• Carboplatin AUC<sup>e</sup> &lt;4</li> <li>• Carmustine<sup>e</sup> ≤250 mg/m<sup>2</sup></li> <li>• Clofarabine</li> <li>• Cyclophosphamide<sup>e</sup> ≤1500 mg/m<sup>2</sup></li> <li>• Cytarabine &gt;200 mg/m<sup>2</sup></li> <li>• Dactinomycin<sup>e</sup></li> <li>• Daunorubicin<sup>e</sup></li> <li>• Dual-drug liposomal encapsulation of cytarabine and daunorubicin</li> <li>• Dinutuximab</li> <li>• Doxorubicin<sup>e</sup> &lt;60 mg/m<sup>2</sup></li> <li>• Epirubicin<sup>e</sup> ≤90 mg/m<sup>2</sup></li> <li>• Fam-trastuzumab deruxtecan-nxki</li> <li>• Idarubicine</li> <li>• Ifosfamide<sup>e</sup> &lt;2 g/m<sup>2</sup> per dose</li> <li>• Irinotecan<sup>e</sup></li> <li>• Irinotecan (liposomal)</li> <li>• Lurbinectedin</li> <li>• Melphalan &lt;140 mg/m<sup>2</sup></li> <li>• Methotrexate<sup>e</sup> ≥250 mg/m<sup>2</sup></li> <li>• Oxaliplatin<sup>e</sup></li> <li>• Temozolomide</li> <li>• Trabectedin<sup>e</sup></li> </ul>

Adapted with permission from:

Hesketh PJ, Kris MG, Grunberg SM, et al. Proposal for classifying the acute emetogenicity of cancer chemotherapy. *J Clin Oncol* 1997;15:103-109.

Grunberg SM, Warr D, Gralla RJ, et al. Evaluation of new antiemetic agents and definition of antineoplastic agent emetogenicity--state of the art. *Support Care Cancer* 2011;19:S43-S47.

<sup>a</sup> Potential drug interactions between antineoplastic agents/antiemetic agents and various other drugs should always be considered.

<sup>b</sup> Proportion of patients who experience emesis in the absence of effective antiemetic prophylaxis.

<sup>c</sup> Continuous infusion may make an agent less emetogenic.

<sup>d</sup> The emetic risk is expected to be the same for biosimilars as for the parent compound unless otherwise noted.

<sup>e</sup> These agents may be highly emetogenic in certain patients.

[Low Emetic Risk \(See AE-3\)](#)  
[Minimal Emetic Risk \(See AE-3\)](#)  
[Oral Anticancer Therapy \(See AE-8\)](#)

**Note: All recommendations are category 2A unless otherwise indicated.**

**Clinical Trials: NCCN believes that the best management of any patient with cancer is in a clinical trial. Participation in clinical trials is especially encouraged.**



### EMETOGENIC POTENTIAL OF PARENTERAL ANTICANCER AGENTS<sup>a</sup>

LEVEL	AGENT
<b>Low emetic risk</b> (10%–30% frequency of emesis) <sup>b,d,f</sup>	<ul style="list-style-type: none"> <li>• Ado-trastuzumab emtansine</li> <li>• Aldesleukin ≤12 million IU/m<sup>2</sup></li> <li>• Amifostine ≤300 mg/m<sup>2</sup></li> <li>• Arsenic trioxide</li> <li>• Axicabtagene ciloleucel<sup>g</sup></li> <li>• Belinostat</li> <li>• Brexucabtagene autoleucel<sup>g</sup></li> <li>• Brentuximab vedotin</li> <li>• Cabazitaxel</li> <li>• Carfilzomib</li> <li>• Copanlisib</li> <li>• Cytarabine (low dose) 100 mg/m<sup>2</sup> – 200 mg/m<sup>2</sup></li> <li>• Docetaxel</li> <li>• Doxorubicin (liposomal)</li> <li>• Enfortumab vedotin-ejfv</li> <li>• Eribulin</li> <li>• Etoposide</li> <li>• 5-Fluorouracil (5-FU)</li> <li>• Floxuridine</li> <li>• Gemcitabine</li> <li>• Gemtuzumab ozogamicin</li> <li>• Inotuzumab ozogamicin</li> <li>• Isatuximab-irfc</li> <li>• Ixabepilone</li> <li>• Methotrexate &gt;50 mg/m<sup>2</sup> – &lt;250 mg/m<sup>2</sup></li> <li>• Mitomycin</li> <li>• Mitomycin pyelocalyceal solution</li> <li>• Mitoxantrone</li> <li>• Mogamulizumab</li> <li>• Moxetumomab</li> <li>• Necitumumab</li> <li>• Olaratumab</li> <li>• Omacetaxine</li> <li>• Paclitaxel</li> <li>• Paclitaxel-albumin</li> <li>• Pemetrexed</li> <li>• Pentostatin</li> <li>• Polatuzumab vedotin</li> <li>• Pralatrexate</li> <li>• Romidepsin</li> <li>• Tafasitamab-cxix</li> <li>• Tagraxofusp</li> <li>• Talimogene laherparepvec</li> <li>• Thiotepea</li> <li>• Tisagenlecleucel<sup>g</sup></li> <li>• Topotecan</li> <li>• Ziv-aflibercept</li> </ul>
<b>Minimal emetic risk</b> (<10% frequency of emesis) <sup>b,d,f</sup>	<ul style="list-style-type: none"> <li>• Alemtuzumab</li> <li>• Atezolizumab</li> <li>• Avelumab</li> <li>• Asparaginase</li> <li>• Bevacizumab</li> <li>• Bleomycin</li> <li>• Blinatumomab</li> <li>• Bortezomib</li> <li>• Cetuximab</li> <li>• Cemiplimab</li> <li>• Cladribine</li> <li>• Cytarabine &lt;100 mg/m<sup>2</sup></li> <li>• Daratumumab</li> <li>• Daratumumab and hyaluronidase-fihj</li> <li>• Decitabine</li> <li>• Denileukin diftitox</li> <li>• Dexrazoxane</li> <li>• Durvalumab</li> <li>• Elotuzumab</li> <li>• Fludarabine</li> <li>• Ipilimumab</li> <li>• Luspatercept-aamt</li> <li>• Methotrexate ≤50 mg/m<sup>2</sup></li> <li>• Nelarabine</li> <li>• Nivolumab</li> <li>• Obinutuzumab</li> <li>• Ofatumumab</li> <li>• Panitumumab</li> <li>• Pegaspargase</li> <li>• Pembrolizumab</li> <li>• Pertuzumab</li> <li>• Pertuzumab/trastuzumab and hyaluronidase-zzxf</li> <li>• Ramucirumab</li> <li>• Rituximab</li> <li>• Rituximab and hyaluronidase human injection for SQ use</li> <li>• Siltuximab</li> <li>• Temsirolimus</li> <li>• Trastuzumab</li> <li>• Trastuzumab/hyaluronidase</li> <li>• Valrubicin</li> <li>• Vinblastine</li> <li>• Vincristine</li> <li>• Vincristine (liposomal)</li> <li>• Vinorelbine</li> </ul>

Adapted with permission from: Hesketh PJ, Kris MG, Grunberg SM, et al. Proposal for classifying the acute emetogenicity of cancer chemotherapy. *J Clin Oncol* 1997;15:103-109. Grunberg SM, Warr D, Gralla RJ, et al. Evaluation of new antiemetic agents and definition of antineoplastic agent emetogenicity--state of the art. *Support Care Cancer* 2011;19:S43-S47.

<sup>a</sup> Potential drug interactions between antineoplastic agents/antiemetic agents and various other drugs should always be considered.

<sup>b</sup> Proportion of patients who experience emesis in the absence of effective antiemetic prophylaxis.

<sup>d</sup> The emetic risk is expected to be the same for biosimilars as for the parent compound unless otherwise noted.

<sup>f</sup> For some low emetic risk agents, factors related to dosing schedule (particularly continuous dosing) and clinical experience suggest routine premedication is not required. An individualized approach is appropriate for whether to premedicate each dose or prescribe antiemetics as needed.

<sup>g</sup> Corticosteroid antiemetic premedication should be avoided for 3–5 days prior to and 90 days after CAR T-cell therapies. Antiemetic regimens used during lymphodepleting chemotherapy regimens should also employ a corticosteroid-sparing approach to antiemetic prophylaxis.

**Note:** All recommendations are category 2A unless otherwise indicated.  
**Clinical Trials:** NCCN believes that the best management of any patient with cancer is in a clinical trial. Participation in clinical trials is especially encouraged.





### HIGH EMETIC RISK PARENTERAL ANTICANCER AGENTS — ACUTE AND DELAYED EMESIS PREVENTION<sup>h,i,j,k,l</sup>

<p><b>DAY 1:</b> Select treatment option A<sup>m</sup>, B<sup>m</sup>, or C All treatment options are category 1 and should be started before anticancer therapy<sup>j</sup></p>	<p><b>DAYS 2, 3, 4:</b></p>
<p><b>Treatment option A (preferred), use the following combination:<sup>n</sup></b></p> <ul style="list-style-type: none"> <li>• Olanzapine 5–10 mg PO once<sup>m</sup></li> <li>• NK1 RA (choose one):             <ul style="list-style-type: none"> <li>‣ Aprepitant 125 mg PO once</li> <li>‣ Aprepitant injectable emulsion 130 mg IV once<sup>o</sup></li> <li>‣ Fosaprepitant 150 mg IV once</li> <li>‣ Netupitant 300 mg / palonosetron 0.5 mg (available as fixed combination product only) PO once<sup>p</sup></li> <li>‣ Fosnetupitant 235 mg / palonosetron 0.25 mg (available as fixed combination product only) IV once<sup>p</sup></li> <li>‣ Rolapitant 180 mg PO once<sup>q</sup></li> </ul> </li> <li>• 5-HT3 RA (choose one):<sup>r,s</sup> <ul style="list-style-type: none"> <li>‣ Dolasetron 100 mg PO once</li> <li>‣ Granisetron 10 mg SQ once,<sup>t</sup> or 2 mg PO once, or 0.01 mg/kg (max 1 mg) IV once, or 3.1 mg/24-h transdermal patch applied 24–48 h prior to first dose of anticancer therapy.</li> <li>‣ Ondansetron 16–24 mg PO once, or 8–16 mg IV once</li> <li>‣ Palonosetron 0.25 mg IV once</li> </ul> </li> <li>• Dexamethasone 12 mg PO/IV once<sup>u,v</sup></li> </ul>	<p><b>Treatment option A:</b></p> <ul style="list-style-type: none"> <li>• Olanzapine 5–10 mg PO daily on days 2, 3, 4<sup>m</sup></li> <li>• Aprepitant 80 mg PO daily on days 2, 3 (if aprepitant PO used on day 1)</li> <li>• Dexamethasone 8 mg<sup>u,v</sup> PO/IV daily on days 2, 3, 4</li> </ul>
<p><b>Treatment option B, use the following combination:</b></p> <ul style="list-style-type: none"> <li>• Olanzapine 5–10 mg PO once<sup>m</sup></li> <li>• Palonosetron 0.25 mg IV once</li> <li>• Dexamethasone 12 mg PO/IV once<sup>u,v</sup></li> </ul>	<p><b>Treatment option B:</b></p> <ul style="list-style-type: none"> <li>• Olanzapine 5–10 mg PO daily on days 2, 3, 4<sup>m</sup></li> </ul>
<p><b>Treatment option C, use the following combination:</b></p> <ul style="list-style-type: none"> <li>• NK1 RA (choose one):             <ul style="list-style-type: none"> <li>‣ Aprepitant 125 mg PO once</li> <li>‣ Aprepitant injectable emulsion 130 mg IV once<sup>o</sup></li> <li>‣ Fosaprepitant 150 mg IV once</li> <li>‣ Netupitant 300 mg / palonosetron 0.5 mg (available as fixed combination product only) PO once<sup>p</sup></li> <li>‣ Fosnetupitant 235 mg / palonosetron 0.25 mg (available as fixed combination product only) IV once<sup>p</sup></li> <li>‣ Rolapitant 180 mg PO once<sup>q</sup></li> </ul> </li> <li>• 5-HT3 RA (choose one):<sup>r,s</sup> <ul style="list-style-type: none"> <li>‣ Dolasetron 100 mg PO once</li> <li>‣ Granisetron 10 mg SQ once,<sup>t</sup> or 2 mg PO once, or 0.01 mg/kg (max 1 mg) IV once, or 3.1 mg/24-h transdermal patch applied 24–48 h prior to first dose of anticancer therapy.</li> <li>‣ Ondansetron 16–24 mg PO once, or 8–16 mg IV once</li> <li>‣ Palonosetron 0.25 mg IV once</li> </ul> </li> <li>• Dexamethasone 12 mg PO/IV once<sup>u,v</sup></li> </ul>	<p><b>Treatment option C:</b></p> <ul style="list-style-type: none"> <li>• Aprepitant 80 mg PO daily on days 2, 3 (if aprepitant PO used on day 1)</li> <li>• Dexamethasone 8 mg<sup>u,v</sup> PO/IV daily on days 2, 3, 4</li> </ul>

Note: All recommendations are category 2A unless otherwise indicated.  
Clinical Trials: NCCN believes that the best management of any patient with cancer is in a clinical trial. Participation in clinical trials is especially encouraged.

[See Footnotes on AE-5A](#)

**MODERATE EMETIC RISK PARENTERAL ANTICANCER AGENTS — ACUTE AND DELAYED EMESIS PREVENTION<sup>h,i,j,k,l</sup>**

<p><b>DAY 1:</b> Select treatment option D, E, or F. All treatment options are category 1 and should be started before anticancer therapy<sup>j</sup></p>	<p><b>DAYS 2, 3:</b></p>
<p><b><u>Treatment option D, use the following combination:</u></b></p> <ul style="list-style-type: none"> <li>• 5-HT3 RA (choose one):             <ul style="list-style-type: none"> <li>‣ Dolasetron 100 mg PO once</li> <li>‣ Granisetron 10 mg SQ once<sup>t</sup> (preferred), or 2 mg PO once, or 0.01 mg/kg (max 1 mg) IV once, or 3.1 mg/24-h transdermal patch applied 24–48 h prior to first dose of anticancer therapy.</li> <li>‣ Ondansetron 16–24 mg PO once, or 8–16 mg IV once</li> <li>‣ Palonosetron 0.25 mg IV once (preferred)</li> </ul> </li> <li>• Dexamethasone 12 mg PO/IV once<sup>u,v</sup></li> </ul>	<p><b><u>Treatment option D:</u></b></p> <ul style="list-style-type: none"> <li>• Dexamethasone 8 mg<sup>u,v</sup> PO/IV daily on days 2, 3 OR</li> <li>• 5-HT3 RA monotherapy<sup>w</sup>:             <ul style="list-style-type: none"> <li>‣ Granisetron 1–2 mg (total dose) PO daily or 0.01 mg/kg (max 1 mg) IV daily on days 2 and 3</li> <li>‣ Ondansetron 8 mg PO twice daily or 16 mg PO daily or 8–16 mg IV daily on days 2, 3</li> <li>‣ Dolasetron 100 mg PO daily on days 2, 3</li> </ul> </li> </ul>
<p><b><u>Treatment option E, use the following combination:<sup>x</sup></u></b></p> <ul style="list-style-type: none"> <li>• Olanzapine 5–10 mg PO once<sup>m</sup></li> <li>• Palonosetron 0.25 mg IV once</li> <li>• Dexamethasone 12 mg PO/IV once<sup>u,v</sup></li> </ul>	<p><b><u>Treatment option E:</u></b></p> <ul style="list-style-type: none"> <li>• Olanzapine 5–10 mg PO daily on days 2, 3<sup>m</sup></li> </ul>
<p><b><u>Treatment option F, use the following combination:<sup>x</sup></u></b></p> <ul style="list-style-type: none"> <li>• NK1 RA (choose one):             <ul style="list-style-type: none"> <li>‣ Aprepitant 125 mg PO once</li> <li>‣ Aprepitant injectable emulsion 130 mg IV once<sup>o</sup></li> <li>‣ Fosaprepitant 150 mg IV once<sup>p</sup></li> <li>‣ Netupitant 300 mg / palonosetron 0.5 mg (available as fixed combination product only) PO once<sup>p</sup></li> <li>‣ Fosnetupitant 235 mg / palonosetron 0.25 mg (available as fixed combination product only) IV once<sup>p</sup></li> <li>‣ Rolapitant 180 mg PO once<sup>q</sup></li> </ul> </li> <li>• 5-HT3 RA (choose one):<sup>r,s</sup> <ul style="list-style-type: none"> <li>‣ Dolasetron 100 mg PO once</li> <li>‣ Granisetron 10 mg SQ once,<sup>t</sup> or 2 mg PO once, or 0.01 mg/kg (max 1 mg) IV once, or 3.1 mg/24-h transdermal patch applied 24–48 h prior to first dose of anticancer therapy.</li> <li>‣ Ondansetron 16–24 mg PO once, or 8–16 mg IV once</li> <li>‣ Palonosetron 0.25 mg IV once</li> </ul> </li> <li>• Dexamethasone 12 mg PO/IV once<sup>u,v</sup></li> </ul>	<p><b><u>Treatment option F:</u></b></p> <ul style="list-style-type: none"> <li>• Aprepitant 80 mg PO daily on days 2, 3 (if aprepitant PO used on day 1)</li> <li>• ± Dexamethasone 8 mg<sup>u,v</sup> PO/IV daily on days 2, 3</li> </ul>

**Note:** All recommendations are category 2A unless otherwise indicated.  
**Clinical Trials:** NCCN believes that the best management of any patient with cancer is in a clinical trial. Participation in clinical trials is especially encouraged.

[See Footnotes on AE-5A](#)

**Footnotes for pages [AE-4](#) and [AE-5](#)**

<sup>h</sup> [See Emetogenic Potential of Parenteral Anticancer Agents \(AE-2\)](#).

<sup>i</sup> Antiemetic regimens should be chosen based on the drug with the highest emetic risk as well as patient-specific risk factors.

<sup>j</sup> [See Principles of Managing Multiday Emetogenic Chemotherapy \(AE-A\)](#).

<sup>k</sup> With or without lorazepam 0.5–2 mg PO or IV or sublingual every 6 hours as needed days 1–4. With or without H2 blocker or proton pump inhibitor. [See Principles of Emesis Control for the Cancer Patient \(AE-1\)](#).

<sup>l</sup> [See Pharmacologic Considerations for Antiemetic Prescribing \(AE-B\)](#).

<sup>m</sup> Data suggest that a 5-mg dose of olanzapine is efficacious. Consider this dose especially for elderly or oversedated patients. Hashimoto H, et al. Lancet Oncol 2020;21:242-49. [See Pharmacologic Considerations for Antiemetic Prescribing \(AE-B\)](#).

<sup>n</sup> If not used previously, consider escalating to a 4-drug regimen (option A) if emesis occurred during a previous cycle of anticancer therapy with a 3-drug regimen (olanzapine-containing regimen B or E or NK1 RA-containing regimen C or F). Olanzapine-containing regimens may be useful for patients with severe nausea. [See Principles for Managing Breakthrough Emesis \(AE-C\)](#).

<sup>o</sup> Aprepitant injectable emulsion is a unique formulation of aprepitant and is NOT interchangeable with the intravenous formulation of fosaprepitant.

<sup>p</sup> Available as a fixed combination product only.

<sup>q</sup> Rolapitant has an extended half-life and should not be administered at less than 2-week intervals.

<sup>r</sup> If netupitant/palonosetron or fosnetupitant/palonosetron fixed combination product used, no further 5-HT<sub>3</sub> RA is required.

<sup>s</sup> When used in combination with an NK1 RA, there is no preferred 5-HT<sub>3</sub> RA. [See Principles of Managing Multiday Emetogenic Chemotherapy \(AE-A\)](#).

<sup>t</sup> Granisetron extended-release injection is a unique formulation of granisetron using a polymer-based drug delivery system. This formulation is specifically intended for subcutaneous administration and is NOT interchangeable with the intravenous formulation. Granisetron extended-release injection has an extended half-life and should not be administered at less than 1-week intervals.

<sup>u</sup> Emerging data and clinical practice suggest dexamethasone doses may be individualized. Higher doses may be considered, especially when an NK1 RA is not given concomitantly. Lower doses, given for shorter durations, or even elimination of dexamethasone on subsequent days (for delayed nausea and emesis prevention) may be acceptable for non-cisplatin regimens based on patient characteristics. If dexamethasone eliminated on subsequent days for delayed nausea and emesis prevention, consider other alternative antiemetics (eg, olanzapine). [See Discussion](#).

<sup>v</sup> Use of corticosteroid premedications should be avoided with cellular therapies. [See Pharmacologic Considerations for Antiemetic Prescribing \(AE-B\)](#).

<sup>w</sup> No further 5-HT<sub>3</sub> therapy required if palonosetron or granisetron extended-release injection administered, or if granisetron transdermal patch applied, on day 1.

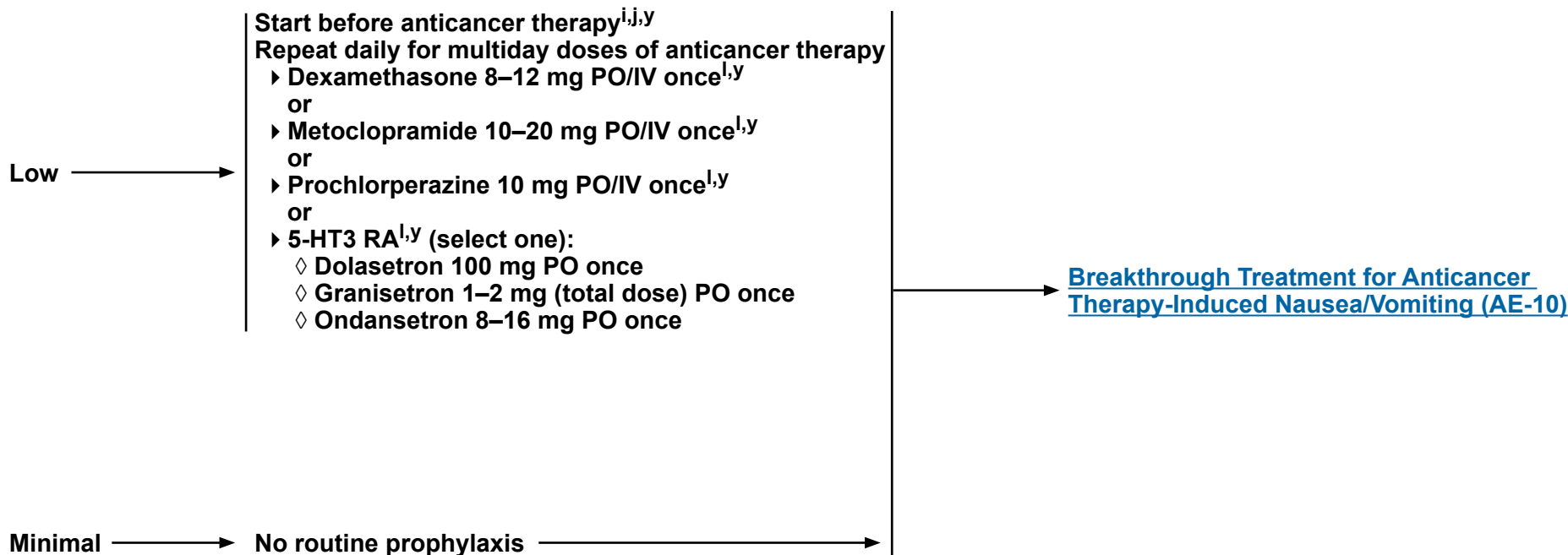
<sup>x</sup> A 3-drug prophylactic regimen (E or F) is recommended for select patients with additional patient-related risk factors ([See AE-1](#)) or previous treatment failure with a corticosteroid + 5-HT<sub>3</sub> RA alone.

**Note: All recommendations are category 2A unless otherwise indicated.**

**Clinical Trials: NCCN believes that the best management of any patient with cancer is in a clinical trial. Participation in clinical trials is especially encouraged.**



### LOW AND MINIMAL EMETIC RISK PARENTERAL ANTICANCER AGENTS - EMESIS PREVENTION<sup>h,i,j,l</sup>



<sup>h</sup> See [Emetogenic Potential of Parenteral Anticancer Agents \(AE-2\)](#).

<sup>i</sup> Antiemetic regimens should be chosen based on the drug with the highest emetic risk as well as patient-specific risk factors.

<sup>j</sup> See [Principles of Managing Multiday Emetogenic Chemotherapy \(AE-A\)](#).

<sup>l</sup> See [Pharmacologic Considerations for Antiemetic Prescribing \(AE-B\)](#).

<sup>y</sup> With or without lorazepam 0.5–2 mg PO or IV or sublingual every 6 hours as needed days 1–4. With or without H2 blocker or proton pump inhibitor. See [Principles of Emesis Control for the Cancer Patient \(AE-1\)](#).

**Note:** All recommendations are category 2A unless otherwise indicated.

**Clinical Trials:** NCCN believes that the best management of any patient with cancer is in a clinical trial. Participation in clinical trials is especially encouraged.



### EMETOGENIC POTENTIAL OF ORAL ANTICANCER AGENTS<sup>a</sup>

LEVEL	AGENT			
<b>Moderate to high emetic risk<sup>b,z</sup></b> (≥30% frequency of emesis)	<ul style="list-style-type: none"> <li>• Altretamine</li> <li>• Avapritinib</li> <li>• Azacytidine</li> <li>• Binimetinib</li> <li>• Bosutinib &gt;400 mg/day</li> <li>• Busulfan ≥4 mg/day</li> <li>• Capmatinib</li> <li>• Ceritinib</li> </ul>	<ul style="list-style-type: none"> <li>• Crizotinib</li> <li>• Cyclophosphamide ≥100 mg/m<sup>2</sup>/day</li> <li>• Dabrafenib</li> <li>• Enasidenib</li> <li>• Encorafenib</li> <li>• Estramustine</li> </ul>	<ul style="list-style-type: none"> <li>• Etoposide</li> <li>• Fedratinib</li> <li>• Imatinib &gt;400 mg/day</li> <li>• Lenvatinib &gt;12 mg/day</li> <li>• Lomustine (single day)</li> <li>• Midostaurin</li> <li>• Mitotane</li> </ul>	<ul style="list-style-type: none"> <li>• Niraparib</li> <li>• Olaparib</li> <li>• Procarbazine</li> <li>• Rucaparib</li> <li>• Selinexor<sup>aa</sup></li> <li>• Temozolomide &gt;75 mg/m<sup>2</sup>/day</li> </ul>
<b>Minimal to low emetic risk<sup>b</sup></b> (<30% frequency of emesis)	<ul style="list-style-type: none"> <li>• Abemaciclib</li> <li>• Acalabrutinib</li> <li>• Afatinib</li> <li>• Alectinib</li> <li>• Alpelisib</li> <li>• Axitinib</li> <li>• Bexarotene</li> <li>• Brigatinib</li> <li>• Bosutinib ≤400 mg/day</li> <li>• Busulfan &lt;4 mg/day</li> <li>• Cabozantinib</li> <li>• Capecitabine</li> <li>• Chlorambucil</li> <li>• Cobimetinib</li> <li>• Cyclophosphamide &lt;100 mg/m<sup>2</sup>/day</li> <li>• Dacomitinib</li> <li>• Dasatinib</li> <li>• Decitabine and cedazuridine</li> </ul>	<ul style="list-style-type: none"> <li>• Duvelisib</li> <li>• Entrectinib</li> <li>• Erdafitinib</li> <li>• Erlotinib</li> <li>• Everolimus</li> <li>• Fludarabine</li> <li>• Gefitinib</li> <li>• Gilteritinib</li> <li>• Glasdegib</li> <li>• Hydroxyurea</li> <li>• Ibrutinib</li> <li>• Idelalisib</li> <li>• Imatinib ≤400 mg/day</li> <li>• Ixazomib</li> <li>• Ivosidenib</li> <li>• Lapatinib</li> <li>• Larotrectinib</li> <li>• Lenalidomide</li> <li>• Lenvatinib ≤12 mg/day</li> </ul>	<ul style="list-style-type: none"> <li>• Lorlatinib</li> <li>• Melphalan</li> <li>• Mercaptopurine</li> <li>• Methotrexate</li> <li>• Nilotinib</li> <li>• Neratinib</li> <li>• Osimertinib</li> <li>• Palbociclib</li> <li>• Panobinostat</li> <li>• Pazopanib</li> <li>• Pemigatinib</li> <li>• Pexidartinib</li> <li>• Pomalidomide</li> <li>• Ponatinib</li> <li>• Pralsetinib</li> <li>• Regorafenib</li> <li>• Ribociclib</li> <li>• Ripretinib</li> <li>• Ruxolitinib</li> <li>• Selpercatinib</li> </ul>	<ul style="list-style-type: none"> <li>• Sonidegib</li> <li>• Sorafenib</li> <li>• Sunitinib</li> <li>• Talazoparib tosylate</li> <li>• Tazemetostat</li> <li>• Temozolomide ≤75 mg/m<sup>2</sup>/day<sup>bb</sup></li> <li>• Thalidomide</li> <li>• Thioguanine</li> <li>• Topotecan</li> <li>• Trametinib</li> <li>• Tretinoin</li> <li>• Trifluridine/tipiracil</li> <li>• Tucatinib</li> <li>• Vandetanib</li> <li>• Vemurafenib</li> <li>• Venetoclax</li> <li>• Vismodegib</li> <li>• Vorinostat</li> <li>• Zanubrutinib</li> </ul>

Adapted with permission from:

Hesketh PJ, Kris MG, Grunberg SM, et al. Proposal for classifying the acute emetogenicity of cancer chemotherapy. *J Clin Oncol* 1997;15:103-109.

Grunberg SM, Warr D, Gralla RJ, et al. Evaluation of new antiemetic agents and definition of antineoplastic agent emetogenicity-state of the art.

*Support Care Cancer* 2011;19:S43-S47.

[High Emetic Risk \(See AE-2\)](#)  
[Moderate Emetic Risk \(See AE-2\)](#)  
[Low Emetic Risk \(See AE-3\)](#)  
[Minimal Emetic Risk \(See AE-3\)](#)

**Note:** All recommendations are category 2A unless otherwise indicated.  
**Clinical Trials:** NCCN believes that the best management of any patient with cancer is in a clinical trial. Participation in clinical trials is especially encouraged.

[See Footnotes on AE-7A](#)



### Footnotes for [AE-7](#)

<sup>a</sup> Potential drug interactions between antineoplastic agents/antiemetic agents and various other drugs should always be considered.

<sup>b</sup> Proportion of patients who experience emesis in the absence of effective antiemetic prophylaxis.

<sup>z</sup> For some moderate to high emetic risk agents, factors related to dosing schedule (particularly continuous dosing for prolonged periods), and clinical experience suggest routine premedication is not required. An individualized approach is appropriate for whether to premedicate each dose or prescribe antiemetics as needed.

<sup>aa</sup> Emerging data and clinical practice suggest adding low-dose olanzapine and/or NK1 RA or 5-HT3 RA for nausea prevention.

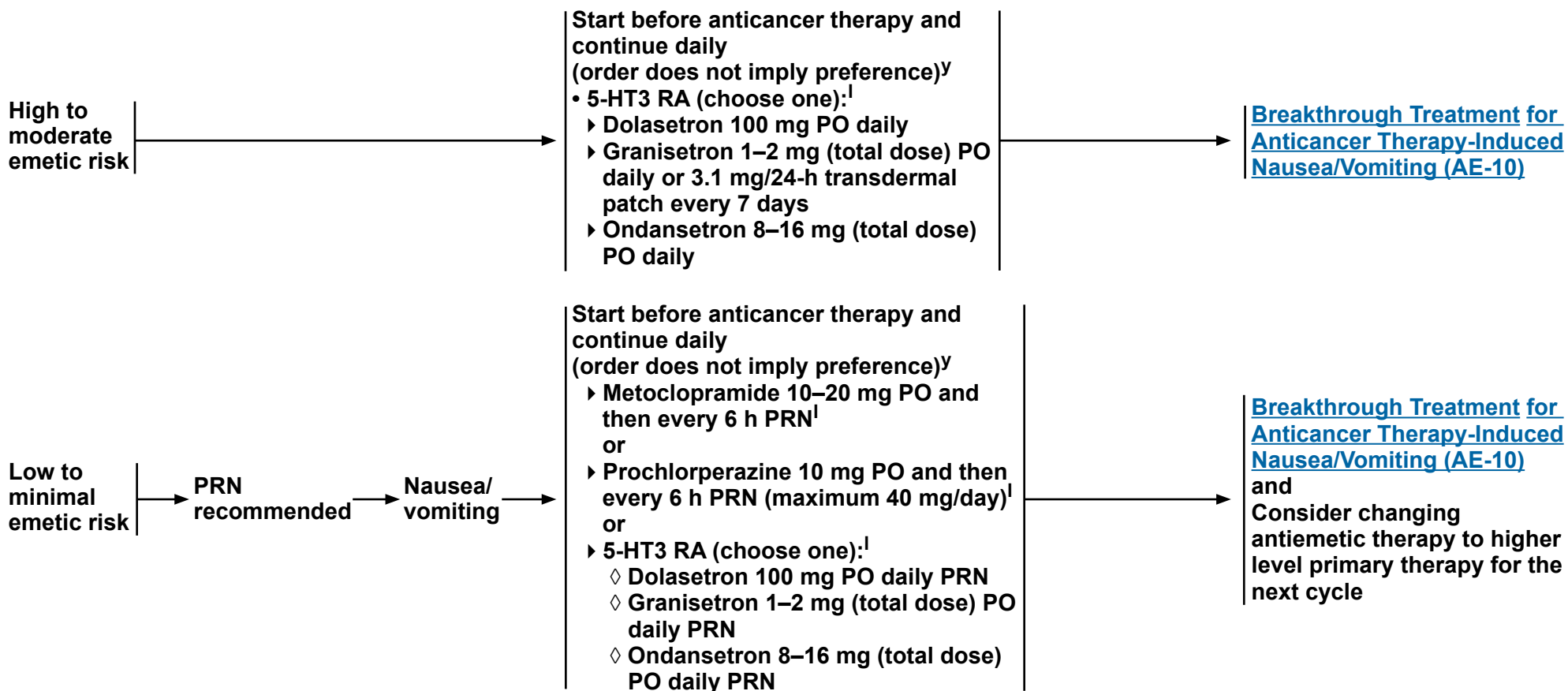
<sup>bb</sup> Temozolomide  $\leq 75$  mg/m<sup>2</sup>/day should be considered moderately emetogenic with concurrent radiotherapy.

**Note: All recommendations are category 2A unless otherwise indicated.**

**Clinical Trials: NCCN believes that the best management of any patient with cancer is in a clinical trial. Participation in clinical trials is especially encouraged.**



### ORAL ANTICANCER AGENTS - EMESIS PREVENTION<sup>i,j,cc,dd</sup>



<sup>i</sup> Antiemetic regimens should be chosen based on the drug with the highest emetic risk as well as patient-specific risk factors.

<sup>j</sup> [See Principles of Managing Multiday Emetogenic Chemotherapy \(AE-A\).](#)

<sup>l</sup> [See Pharmacologic Considerations for Antiemetic Prescribing \(AE-B\).](#)

<sup>y</sup> With or without lorazepam 0.5–2 mg PO or IV or sublingual every 6 hours as needed days 1–4. With or without H2 blocker or proton pump inhibitor. [See Principles of Emesis Control for the Cancer Patient \(AE-1\).](#)

<sup>cc</sup> [See Emetogenic Potential of Oral Anticancer Agents \(AE-7\).](#)

<sup>dd</sup> These antiemetic recommendations apply to oral chemotherapy only. When combined with IV agents in a combination chemotherapy regimen, the antiemetic recommendations for the agent with the highest level of emetogenicity should be followed. If multiple oral agents are combined, emetic risk may increase and require prophylaxis.

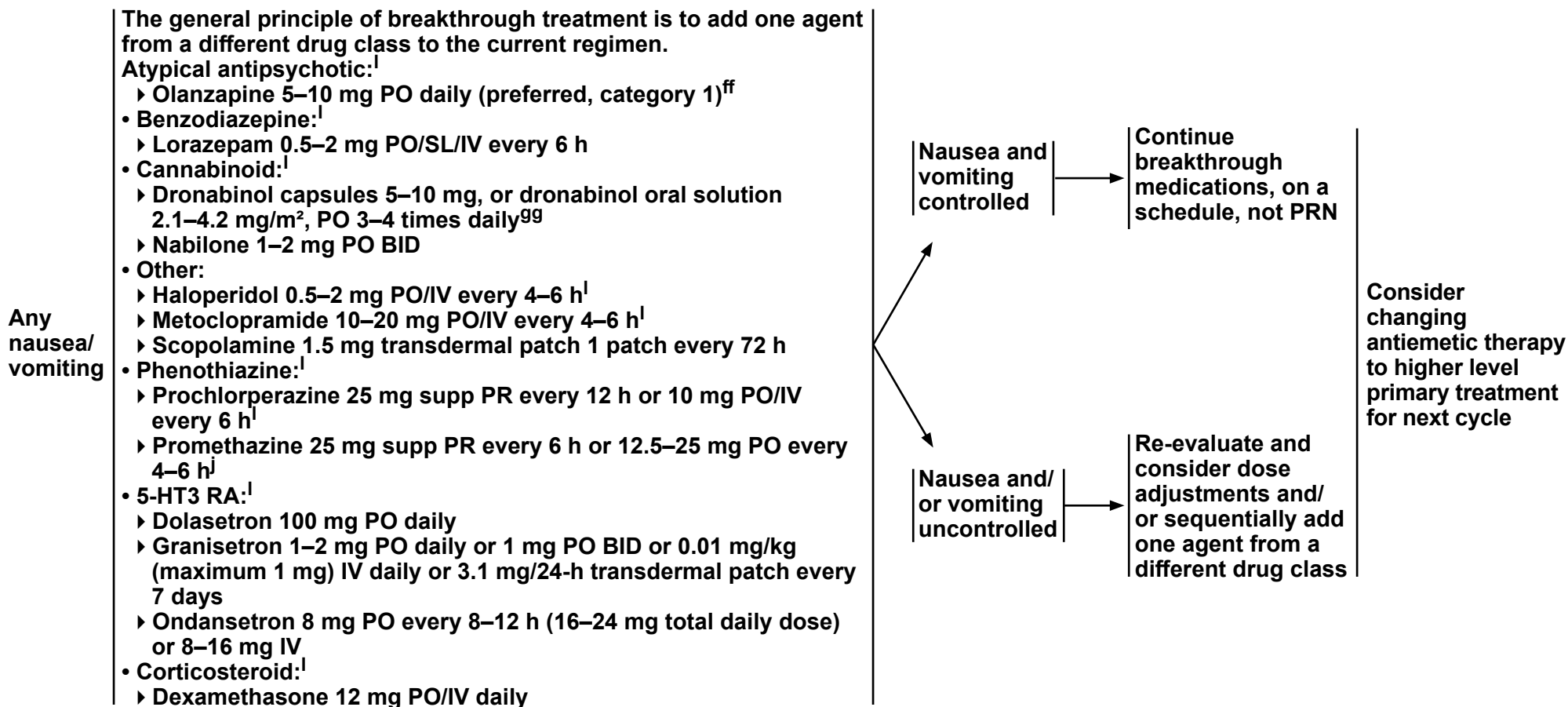
**Note:** All recommendations are category 2A unless otherwise indicated.  
**Clinical Trials:** NCCN believes that the best management of any patient with cancer is in a clinical trial. Participation in clinical trials is especially encouraged.



### BREAKTHROUGH TREATMENT FOR ANTICANCER THERAPY-INDUCED NAUSEA/VOMITING<sup>j,ee</sup>

### RESPONSE

### SUBSEQUENT CYCLES



<sup>j</sup> See [Principles of Managing Multiday Emetogenic Chemotherapy \(AE-A\)](#).

<sup>l</sup> See [Pharmacologic Considerations for Antiemetic Prescribing \(AE-B\)](#).

<sup>ee</sup> See [Principles for Managing Breakthrough Emesis \(AE-C\)](#).

<sup>ff</sup> When not used as part of the acute and delayed emesis prevention regimen.

<sup>99</sup> Dronabinol oral solution has greater oral bioavailability than dronabinol capsules; 2.1 mg oral solution = 2.5 mg capsules.

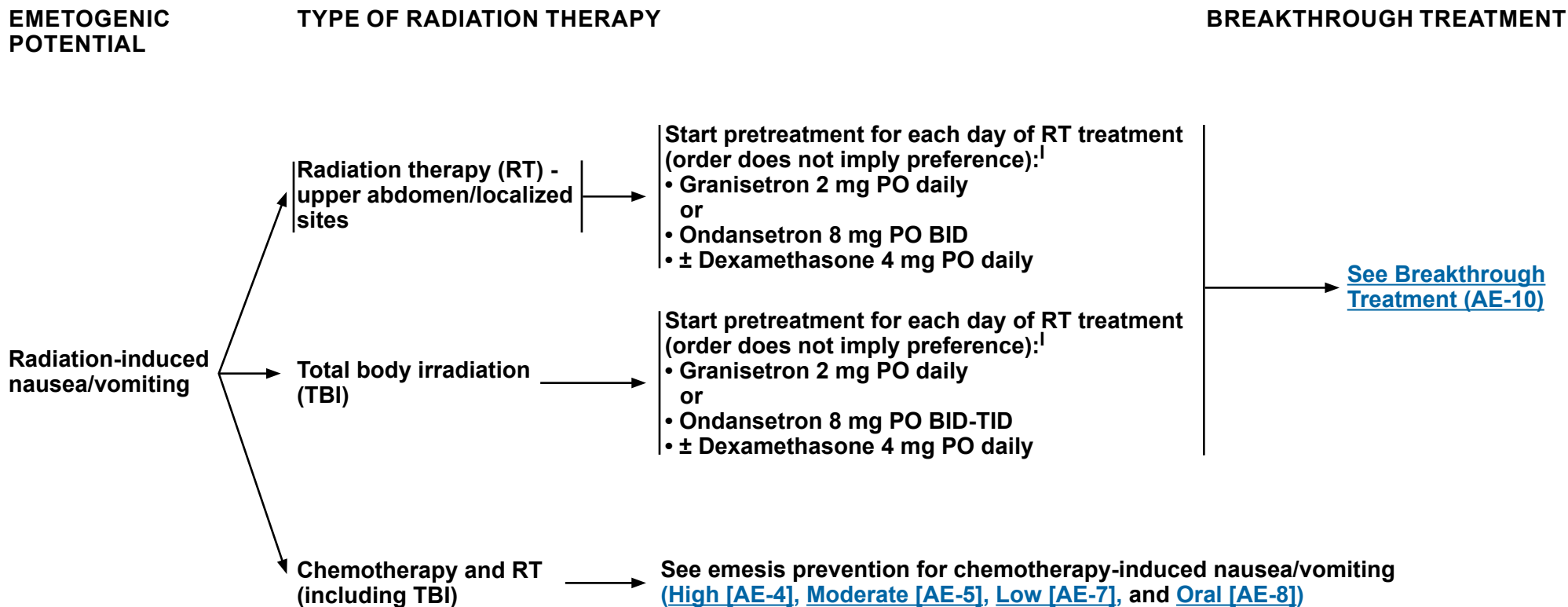
**Note:** All recommendations are category 2A unless otherwise indicated.

**Clinical Trials:** NCCN believes that the best management of any patient with cancer is in a clinical trial. Participation in clinical trials is especially encouraged.





### RADIATION-INDUCED EMESIS PREVENTION/TREATMENT



<sup>1</sup> See [Pharmacologic Considerations for Antiemetic Prescribing \(AE-B\)](#).

**Note:** All recommendations are category 2A unless otherwise indicated.  
**Clinical Trials:** NCCN believes that the best management of any patient with cancer is in a clinical trial. Participation in clinical trials is especially encouraged.



### ANTICIPATORY EMESIS PREVENTION/TREATMENT

Anticipatory  
nausea/vomiting

- **Prevention is key:**
  - ▶ Use optimal antiemetic therapy during every cycle of treatment
  - ▶ Avoid strong smells that may precipitate symptoms
- **Behavioral therapy:**
  - ▶ Relaxation/systematic desensitization
  - ▶ Hypnosis
  - ▶ Relaxation exercises
    - ◇ Guided imagery
    - ◇ Progressive muscle relaxation (PMR)
    - ◇ Biofeedback
    - ◇ Music therapy
  - ▶ Cognitive distraction
  - ▶ Yoga (if approved by physician)
- **Acupuncture/acupressure**
- **Consider anxiolytic therapy:**
  - ▶ For example, lorazepam 0.5–2 mg PO beginning on the night before treatment and then repeated the next day 1–2 hours before anticancer therapy begins

[See Emesis Prevention and Breakthrough Treatment for Anticancer Therapy-Induced Nausea and Vomiting \(Antiemesis Table of Contents\)](#)

[See Principles of Emesis Control for the Cancer Patient \(AE-1\)](#)

**Note:** All recommendations are category 2A unless otherwise indicated.

**Clinical Trials:** NCCN believes that the best management of any patient with cancer is in a clinical trial. Participation in clinical trials is especially encouraged.

**PRINCIPLES OF MANAGING MULTIDAY EMETOGENIC CHEMOTHERAPY REGIMENS<sup>a</sup>****Summary:**

- Patients receiving multiday chemotherapy are at risk for both acute and delayed nausea/vomiting based on the emetogenic potential of the individual chemotherapy agents administered on any given day and their sequence. It is therefore difficult to recommend a specific antiemetic regimen for each day, especially since acute and delayed emesis may overlap after the initial day of chemotherapy until the last day of chemotherapy.
- After chemotherapy administration concludes, the period of risk for delayed emesis also depends on the specific regimen and the emetogenic potential of the last chemotherapy agent administered in the regimen.
- Practical issues also need to be considered when designing the antiemetic regimen, taking into account the administration setting (eg, inpatient vs. outpatient), preferred route of administration (parenteral, oral, or transdermal), duration of action of the 5-HT<sub>3</sub> RA and appropriate associated dosing intervals, tolerability of daily antiemetics (eg, corticosteroids), adherence/compliance issues, and individual risk factors.

**General principles:****Corticosteroids:**

- Dexamethasone should be administered once daily in the morning (either orally or intravenously) for moderately emetogenic chemotherapy (MEC) or highly emetogenic chemotherapy (HEC), then continued for 2 to 3 days after chemotherapy for regimens that are likely to cause significant delayed emesis.
- Dexamethasone dose may be modified or omitted when the chemotherapy regimen already includes a corticosteroid.
- Dexamethasone-sparing strategies
  - ▶ For patients receiving MEC or non-cisplatin HEC, especially those patients with few identifiable (CINV) risk factors or who are intolerant to corticosteroids, limiting the administration of dexamethasone to day 1 only is an option that may not be associated with a significant reduction in antiemetic control.<sup>1-4</sup>
  - ▶ If patients cannot tolerate dexamethasone, consider replacing with olanzapine.

<sup>a</sup> The panel acknowledges that evidence is lacking to support every clinical scenario. Decisions should be individualized for each chemotherapy regimen and each patient. An extensive knowledge of the available clinical data, pharmacology, pharmacodynamics, and pharmacokinetics of the antiemetics and the chemotherapy and experience with patients (regarding tolerability and efficacy) are all paramount to successfully implementing these guidelines into clinical practice.

**Note: All recommendations are category 2A unless otherwise indicated.**

**Clinical Trials: NCCN believes that the best management of any patient with cancer is in a clinical trial. Participation in clinical trials is especially encouraged.**

[Continued](#)

**PRINCIPLES OF MANAGING MULTIDAY EMETOGENIC CHEMOTHERAPY REGIMENS<sup>a</sup>****Serotonin receptor antagonists (5-HT<sub>3</sub> RA):**

- A 5-HT<sub>3</sub> RA should be administered prior to the first (and subsequent) doses of moderately or highly emetogenic chemotherapy. The frequency or need for repeated administration of the 5-HT<sub>3</sub> RA depends on the agent chosen and its mode of administration (parenteral/oral/transdermal).
- Palonosetron:
  - ▶ A single intravenous palonosetron dose of 0.25 mg may be sufficient prior to the start of a 3-day chemotherapy regimen instead of multiple daily doses of another oral or intravenous 5-HT<sub>3</sub> RA.
  - ▶ Repeat dosing of palonosetron 0.25 mg IV is likely to be safe, based on available evidence.
  - ▶ In terms of efficacy, limited data are available for multiday dosing.<sup>5</sup>
- Granisetron extended-release injection:
  - ▶ Granisetron extended-release injection is a unique formulation of granisetron using a polymer-based drug delivery system. This formulation is specifically intended for subcutaneous administration and is NOT interchangeable with the intravenous formulation. Granisetron extended-release injection has an extended half-life and should not be administered at less than 1-week intervals.
  - ▶ A single subcutaneous dose of 10 mg was found to be non-inferior to a single intravenous dose of palonosetron 0.25 mg for the prevention of acute and delayed CINV following MEC or HEC when both are used in combination with dexamethasone.<sup>6</sup>
  - ▶ A single subcutaneous dose of 10 mg was found to be superior to a single intravenous dose of ondansetron for the prevention of delayed CINV following HEC when both are used in combination with fosaprepitant and dexamethasone.<sup>7</sup>
- When palonosetron or granisetron extended-release injection is used as part of an antiemetic regimen that does NOT contain an NK1 RA, palonosetron or granisetron extended-release injection are the preferred 5-HT<sub>3</sub> RA.<sup>6,8</sup>

**Neurokinin-1 receptor antagonists (NK1 RA):**

- NK1 RAs may be used for multiday chemotherapy regimens likely to be moderately or highly emetogenic and associated with significant risk for delayed nausea and emesis.
- For single-day chemotherapy regimens, category 1 evidence is available for aprepitant, aprepitant injectable emulsion, fosaprepitant, netupitant, fosnetupitant, or rolapitant administered in combination with a 5-HT<sub>3</sub> RA and corticosteroid (see [AE-5](#) and [AE-6](#)).
- If the oral aprepitant regimen is chosen, limited data exist to support administration of aprepitant on days 4 and 5 after multiday chemotherapy.
- Data from a small phase III randomized study support the use of aprepitant (125 mg day 3, 80 mg days 4–7) with 5-HT<sub>3</sub> RA (days 1–5) and dexamethasone (20 mg days 1, 2) in patients with germline cancers treated with a 5-day cisplatin-based chemotherapy.<sup>9</sup>
- Studies investigating repeat dosing of aprepitant injectable emulsion, fosaprepitant, netupitant, fosnetupitant, and rolapitant are not available.
- Fosaprepitant, aprepitant, aprepitant injectable emulsion, netupitant, and fosnetupitant inhibit the metabolism of dexamethasone and may cause higher dexamethasone concentrations. Rolapitant does not inhibit dexamethasone metabolism.
- Rolapitant has an extended half-life and should not be administered at less than 2-week intervals.

<sup>a</sup> The panel acknowledges that evidence is lacking to support every clinical scenario. Decisions should be individualized for each chemotherapy regimen and each patient. An extensive knowledge of the available clinical data, pharmacology, pharmacodynamics, and pharmacokinetics of the antiemetics and the chemotherapy and experience with patients (regarding tolerability and efficacy) are all paramount to successfully implementing these guidelines into clinical practice.

**Note:** All recommendations are category 2A unless otherwise indicated.

**Clinical Trials:** NCCN believes that the best management of any patient with cancer is in a clinical trial. Participation in clinical trials is especially encouraged.



### PRINCIPLES OF MANAGING MULTIDAY EMETOGENIC CHEMOTHERAPY REGIMENS

#### REFERENCES

- <sup>1</sup> Matsuzaki K, Ito Y, Fukuda M, et al. Placebo-controlled phase III study comparing dexamethasone on day 1 to day 1-3 with NK1 receptor antagonist and palonosetron in high emetogenic chemotherapy. *J Clin Oncol* 2016;34: Abstract 10019.
- <sup>2</sup> Rolia F, Ruggeri B, Ballatori E, et al. Aprepitant versus dexamethasone for preventing chemotherapy-induced delayed emesis in patients with breast cancer: A randomized double-blind study. *J Clin Oncol* 2014;32:101-106.
- <sup>3</sup> Apro M, Fabi A, Nole F, et al. Double-blind, randomized, controlled study of the efficacy and tolerability of palonosetron plus dexamethasone for 1 day with or without dexamethasone on days 2 and 3 in the prevention of nausea and vomiting induced by moderately emetogenic chemotherapy. *Ann Oncol* 2010;21(5):1083-1088.
- <sup>4</sup> Celio L, Bonizzoni E, Bajetta E, et al. Palonosetron plus single-dose dexamethasone for the prevention of nausea and vomiting in women receiving anthracycline/cyclophosphamide-containing chemotherapy: meta-analysis of individual patient data examining the effect of age on outcome in two phase III trials. *Support Care Cancer* 2013;21(2):565-573.
- <sup>5</sup> Giralt SA, Mangan KF, Maziarz RT, et al. Three palonosetron regimens to prevent CINV in myeloma patients receiving multiple-day high-dose melphalan and hematopoietic stem cell transplantation. *Ann Oncol* 2011;22:939-946.
- <sup>6</sup> Raftopoulos H, Cooper W, O'Boyle E, et al. Comparison of an extended-release formulation of granisetron (APF530) versus palonosetron for the prevention of chemotherapy-induced nausea and vomiting associated with moderately or highly emetogenic chemotherapy: results of a prospective, randomized, double-blind, noninferiority phase 3 trial. *Support Care Cancer* 2015;23(3):723-732.
- <sup>7</sup> Schnadig ID, Agajanian R, Dakhil C, et al. APF530 (granisetron injection extended-release) in a three-drug regimen for delayed CINV in highly emetogenic chemotherapy. *Future Oncol* 2016;12:1469-1481.
- <sup>8</sup> Saito M, Aogi K, Sekine I, et al. Palonosetron plus dexamethasone versus granisetron plus dexamethasone for prevention of nausea and vomiting during chemotherapy: a double-blind, double-dummy, randomised, comparative phase III trial. *Lancet Oncol* 2009;10(2):115-124.
- <sup>9</sup> Albany C, Brames MJ, Fausel C, et al. Randomized, double-blind, placebo-controlled, phase III cross-over study evaluating the oral neurokinin-1 antagonist aprepitant in combination with a 5HT3 receptor antagonist and dexamethasone in patients with germ cell tumors receiving 5-day cisplatin combination chemotherapy regimens: a hoosier oncology group study. *J Clin Oncol* 2012;30:3998-4003.

**Note: All recommendations are category 2A unless otherwise indicated.**

**Clinical Trials: NCCN believes that the best management of any patient with cancer is in a clinical trial. Participation in clinical trials is especially encouraged.**

**PHARMACOLOGIC CONSIDERATIONS FOR ANTIEMETIC PRESCRIBING (In Order as the Drugs Appear in the Guideline)**

To ensure safe and effective treatment with antiemetic therapy, develop a treatment plan with the patient that includes medication access, screening of concomitant medications, goals of therapy, instructions for proper use and side effect management, and adherence assessment. Many of the antiemetic agents contained within this guideline have multiple potential drug-drug or drug-disease interactions. Review patient medical profile and drug package insert for specific interactions and recommendations.

**NK1 RAs:**

- Aprepitant, aprepitant injectable emulsion, fosaprepitant, netupitant, and fosnetupitant inhibit the metabolism of dexamethasone, thus increasing dexamethasone serum levels when administered concomitantly. Rolapitant does not share this interaction with dexamethasone.
- Rolapitant has an extended half-life and should not be administered at less than 2-week intervals.
- **Clinical pearl:** Place in therapy is for prevention of CINV, not treatment of CINV. Largest benefit seen in delayed CINV setting.

**5-HT<sub>3</sub> RAs:**

- The FDA recommends a maximum of 16 mg for a single dose of intravenous ondansetron to prevent prolongation of the QT interval of the ECG. Dolasetron may increase the QT interval in a dose-dependent fashion.
- Granisetron extended-release injection is a unique formulation of granisetron using a polymer-based drug delivery system. This formulation is specifically intended for subcutaneous administration and is NOT interchangeable with the intravenous formulation. Granisetron extended-release injection has an extended half-life and should not be administered at less than 1-week intervals.
- **Clinical pearl:** After receiving palonosetron, granisetron transdermal patch, or extended-release injection, breakthrough 5-HT<sub>3</sub> RAs play a limited role in the delayed infusion period and breakthrough antiemetic should focus on a different mechanism of action.

- **Clinical pearl:** Non-sedating; most common side effects are headache and constipation. Optimal effects seen with scheduled administration, not PRN use. Educate patients regarding constipation and its management.

**Corticosteroids:**

- Side effects associated with prolonged dexamethasone administration should be carefully considered.
- Dexamethasone may increase serum glucose; consider monitoring prior to therapy and as clinically indicated.
- Use with caution in patients with diabetes mellitus.
- Dexamethasone may cause dyspepsia; consider acid-blocking therapy with H<sub>2</sub> antagonist or proton pump inhibitor as clinically indicated.
- **Clinical pearl:** For patients suffering from extended delayed CINV, consider extending the course of delayed dexamethasone as clinically appropriate. Consider AM dosing to minimize insomnia.
- Corticosteroid antiemetic premedication should be avoided for 3–5 days prior to and 90 days after CAR T-cell therapies.

**Olanzapine:**

- Monitor for dystonic reactions.<sup>a</sup>
- CNS depression; use olanzapine with caution or consider a lower dose in patients at risk for falls (eg, elderly, debilitated, frail) or at risk for orthostatic hypotension.
- **Clinical pearl:**
  - ▶ Consider a dose of 5 mg if the previously administered 10 mg dose caused excessive sedation.
  - ▶ Consider 2.5 mg of olanzapine if patients report excessive sedation with 5 mg dose.
  - ▶ Data suggest that sedation is most notable on day 2 and improves over time.
  - ▶ Unless given as a premedication prior to anticancer therapy, bedtime administration is recommended when possible due to sedation.

<sup>a</sup>Use caution and monitor ECG in patients with other risk factors for QT prolongation.

**Note:** All recommendations are category 2A unless otherwise indicated.

**Clinical Trials:** NCCN believes that the best management of any patient with cancer is in a clinical trial. Participation in clinical trials is especially encouraged.

[Continued](#)

**PHARMACOLOGIC CONSIDERATIONS FOR ANTIEMETIC PRESCRIBING****Benzodiazepines:**

- **CNS depression; use caution in patients at risk for falls (eg, elderly, debilitated, frail) or in patients at risk for dependence.**
- **Clinical pearl: Consider for anticipatory CINV or when breakthrough CINV has an anxiety component.**
- **Use caution in patients receiving opioids due to increased risk of respiratory depression.**

**Phenothiazines:**

- **CNS depression; use caution in patients at risk for falls (eg, elderly, debilitated, frail).**
- **When administered parenterally, promethazine may cause severe tissue injury.**
- **Monitor for dystonic reactions.<sup>b</sup>**
- **Clinical pearl: Promethazine has more histamine blockade than prochlorperazine and is therefore more sedating.**

**Metoclopramide:**

- **Use caution in patients at risk for falls (eg, elderly, debilitated, frail).**
- **May increase the QT interval of the ECG.**
- **Monitor for dystonic reactions.<sup>b</sup>**
- **May cause tardive dyskinesia; the risk increases with increasing cumulative dose and duration of treatment.**
- **Clinical pearl: Metoclopramide increases gut motility and can be utilized to manage gastroparesis.**
- **The FDA recommends short-term use (<12 weeks) for metoclopramide given risk for tardive dyskinesia with longer use.**

**Haloperidol:**

- **CNS depression; use caution in patients at risk for falls (eg, elderly, debilitated, frail).**
- **May increase the QT interval of the ECG.**
- **Monitor for dystonic reactions.<sup>b</sup>**
- **Clinical pearl: Generally, lower doses of haloperidol (see [AE-9](#) and [AE-10](#)) are required to produce an antiemetic effect than what is required for an antipsychotic effect.**

**Scopolamine:**

- **CNS depression; use caution in patients at risk for falls (eg, elderly, debilitated, frail).**
- **Clinical pearl: Consider using when positional changes, movement, or excessive secretions are triggering episodes of nausea/vomiting.**

**Cannabinoid:**

- **CNS depression; use caution in patients at risk for falls (eg, elderly, debilitated, frail).**
- **Clinical pearl: May stimulate appetite. To minimize adverse effects, consider starting with lower doses (especially in elderly or marijuana-naïve patients) and titrate to effect.**

<sup>b</sup> Use diphenhydramine 25–50 mg PO/IV either every 4 or every 6 h for dystonic reactions. If allergic to diphenhydramine, use benztropine at 1–2 mg IV or IM x 1 dose, followed by oral dose of 1–2 mg daily or BID if needed. May consider using amantadine 100 mg BID-TID as treatment of drug-induced dystonic reactions for those patients intolerant of anticholinergic medications.

**Note: All recommendations are category 2A unless otherwise indicated.**

**Clinical Trials: NCCN believes that the best management of any patient with cancer is in a clinical trial. Participation in clinical trials is especially encouraged.**

**PRINCIPLES FOR MANAGING BREAKTHROUGH EMESIS**

- Breakthrough emesis presents a difficult situation, as correction of refractory ongoing nausea/vomiting is often challenging to reverse. It is generally far easier to prevent nausea/vomiting than it is to treat it.
- The general principle of breakthrough treatment is to give an additional agent from a different drug class. The choice of agent should be based on assessment of the current prevention strategies used. Some patients may require several agents utilizing differing mechanisms of action.
- One should strongly consider routine, around-the-clock administration rather than PRN dosing.
- The PO route is not likely to be feasible due to ongoing vomiting; therefore, rectal or IV administration is often required.
- Multiple concurrent agents, perhaps in alternating schedules or by alternating routes, may be necessary. Dopamine antagonists (eg, phenothiazines, olanzapine, metoclopramide, haloperidol), corticosteroids, and agents such as lorazepam may be required.
- Ensure adequate hydration or fluid repletion, simultaneously checking and correcting any possible electrolyte abnormalities.
- Prior to administering the next cycle of anticancer therapy the patient should be reassessed, with attention given to various possible non-anticancer therapy–related reasons for breakthrough emesis with the current cycle:
  - ▶ Brain metastases
  - ▶ Electrolyte abnormalities
  - ▶ Tumor infiltration of the bowel or other gastrointestinal abnormality
  - ▶ Other comorbidities
- Prior to the next cycle of anticancer therapy reassess both the day 1 and post-anticancer therapy antiemetic regimen, which did not protect the patient during the present cycle, and consider alternatives: (Suggestions are not in order of preference)
  - ▶ Add an NK1 RA if not previously included.
  - ▶ Consider changing from NK1-RA–containing regimens to olanzapine-containing regimen, or vice versa.
  - ▶ Consider combining an NK1 RA regimen with olanzapine; [see High Emetic Risk Parenteral Anticancer Agents - Acute And Delayed Emesis Prevention, option C \(AE-4\)](#).
  - ▶ Possibly switch to a different NK1 RA with different pharmacokinetic/pharmacodynamic profile. Although no available head-to-head clinical trial data support this, anecdotal evidence suggests it may be helpful.
  - ▶ Add other concomitant antiemetics (eg, dopamine antagonists such as metoclopramide or haloperidol), if applicable.
  - ▶ Possibly adjust dose(s), either intensity or frequency, of the 5-HT<sub>3</sub> RA. Based on the patient’s experiences, the anticancer therapy regimen in question may actually be more emetogenic than generally classified (eg, Hesketh method).
  - ▶ Possibly switch to a different 5-HT<sub>3</sub> RA. Although not necessarily likely to be effective, anecdotal and limited investigational trial data suggest it may sometimes be efficacious. 5-HT<sub>3</sub> RAs have different pharmacokinetics/pharmacodynamics and different routes of metabolism that may account for different efficacy in certain populations.
  - ▶ If the goal of anticancer therapy is non-curative, consider other appropriate regimens, if any, that might be less emetogenic.
  - ▶ It may be beneficial to add an anxiolytic agent in combination with the antiemetic agents.
- Consider antacid therapy if patient has dyspepsia (H<sub>2</sub> blocker or proton pump inhibitor).

**Note:** All recommendations are category 2A unless otherwise indicated.

**Clinical Trials:** NCCN believes that the best management of any patient with cancer is in a clinical trial. Participation in clinical trials is especially encouraged.





### NCCN Categories of Evidence and Consensus

<b>Category 1</b>	Based upon high-level evidence, there is uniform NCCN consensus that the intervention is appropriate.
<b>Category 2A</b>	Based upon lower-level evidence, there is uniform NCCN consensus that the intervention is appropriate.
<b>Category 2B</b>	Based upon lower-level evidence, there is NCCN consensus that the intervention is appropriate.
<b>Category 3</b>	Based upon any level of evidence, there is major NCCN disagreement that the intervention is appropriate.

All recommendations are category 2A unless otherwise indicated.

**Note:** All recommendations are category 2A unless otherwise indicated.

**Clinical Trials:** NCCN believes that the best management of any patient with cancer is in a clinical trial. Participation in clinical trials is especially encouraged.



# NCCN Guidelines Version 1.2021 Antiemesis

## Discussion

This discussion corresponds to the NCCN Guidelines for Antiemesis. Last updated on December 23, 2020.

## Table of Contents

Overview.....	MS-2
Literature Search Criteria and Guidelines Update Methodology.....	MS-2
Pathophysiology of Emesis.....	MS-3
Nausea.....	MS-3
Types of Nausea and/or Vomiting.....	MS-3
Chemotherapy-Induced Nausea and/or Vomiting.....	MS-3
Causes of Nausea and/or Vomiting.....	MS-4
Radiation-Induced Nausea and/or Vomiting.....	MS-4
Emetogenicity of Anticancer Agents.....	MS-4
Types of Antiemetic Therapies.....	MS-5
Serotonin (5-HT <sub>3</sub> ) Antagonists.....	MS-6
Ondansetron, Granisetron, and Dolasetron.....	MS-6
Palonosetron.....	MS-8
Neurokinin-1-Receptor Antagonists.....	MS-9
Aprepitant.....	MS-10
Netupitant (or Fosnetupitant) and Palonosetron (NEPA).....	MS-13
Rolapitant.....	MS-14

Other Antiemetics.....	MS-14
Dexamethasone.....	MS-15
Olanzapine.....	MS-16
Treatment Issues.....	MS-19
Principles of Emesis Control.....	MS-19
Prevention of Acute and Delayed Emesis.....	MS-19
Decreasing Acute Emesis.....	MS-19
Decreasing Delayed Nausea and/or Emesis.....	MS-22
Breakthrough Nausea and/or Vomiting Treatment.....	MS-23
Radiation-Induced Nausea and/or Vomiting.....	MS-24
Anticipatory Nausea and/or Vomiting.....	MS-25
Multiday Emetogenic Anticancer Agent Regimens.....	MS-25
Dexamethasone.....	MS-26
5-HT <sub>3</sub> Antagonists.....	MS-26
NK1 RAs.....	MS-26
Summary.....	MS-27
References.....	MS-29



## Overview

Vomiting (emesis) and nausea caused by anticancer agents and/or radiation therapy (RT) can significantly affect a patient's quality of life, leading to poor compliance with further anticancer agents and/or RT.<sup>1,2</sup> In addition, nausea and/or vomiting can result in dehydration, metabolic imbalances, degeneration of self-care and functional ability, nutrient depletion, anorexia, decline of the patient's performance status and mental status, wound dehiscence, esophageal tears, and withdrawal from potentially useful or curative anticancer treatment.<sup>3-6</sup> Anticancer agents include chemotherapy, targeted therapy, and immunotherapy, which will all be referred to as *anticancer agents* throughout this Discussion text.

The incidence and severity of nausea and/or vomiting in patients receiving anticancer agents and/or RT is affected by numerous factors, including: 1) the specific therapeutic agents used; 2) dosage of the agents; 3) schedule and route of administration of the agents; 4) target of the RT (eg, whole body, upper abdomen); and 5) individual patient variability (eg, younger age; female sex; prior anticancer agents; history of little or no alcohol use, morning sickness, motion sickness, anxiety).<sup>7,8</sup> More than 90% of patients receiving highly emetogenic chemotherapy (HEC) will have episodes of vomiting. However, if patients receive prophylactic (preventive) antiemetic regimens before treatment with HEC, then only about 30% of these patients will vomit.<sup>7,9,10</sup> Although vomiting can often be prevented or substantially decreased by using prophylactic antiemetic regimens, nausea is harder to control.<sup>11-14</sup>

The NCCN Clinical Practice Guidelines in Oncology (NCCN Guidelines®) for Antiemesis are intended to provide an overview of the treatment principles for preventing anticancer agent–induced or RT-induced nausea and/or vomiting, and recommendations for antiemetic prophylaxis according to the emetogenic potential of anticancer agents. By definition, the NCCN Guidelines cannot incorporate all possible clinical variations

and are not intended to replace good clinical judgment or individualization of treatments.

The NCCN Guidelines also provide specific category designations for all interventions in the guidelines, which are based on evidence from the biomedical literature and consensus among the panel members. In contrast to other NCCN Guidelines in which most of the recommendations are category 2A, many of the recommendations for antiemetic regimens are category 1, reflecting the large number of randomized controlled trials (RCTs) that have focused on antiemetic management.

## Literature Search Criteria and Guidelines Update Methodology

An electronic search of the PubMed database was performed to obtain key literature in antiemesis using the following search terms: chemotherapy-induced nausea vomiting, antiemetics chemotherapy, antiemetic regimens, and antiemesis. The PubMed database was chosen, because it is the most widely used resource for medical literature and indexes peer-reviewed biomedical literature. The search results were narrowed by selecting studies in humans published in English. Results were confined to the following article types: Clinical Trial, Phase 2; Clinical Trial, Phase 3; Clinical Trial, Phase 4; Guideline; Meta-Analysis; Randomized Controlled Trial; Systematic Reviews; and Validation Studies.

The data from key PubMed articles selected by the NCCN Panel for review during the NCCN Guidelines update meeting, as well as articles from additional sources deemed as relevant to these guidelines and discussed by the NCCN Panel, have been included in this version of the Discussion section (eg, e-publications ahead of print, meeting abstracts). If high-level evidence is lacking, recommendations are based on the panel's review of lower-level evidence and expert opinion. The complete details of



the development and update of the NCCN Guidelines are available on the NCCN website ([www.nccn.org](http://www.nccn.org)).

## Pathophysiology of Emesis

Vomiting results from stimulation of a multistep reflex pathway controlled by the brain.<sup>1,7,15</sup> Vomiting is triggered by afferent impulses to the vomiting center (located in the medulla) from the chemoreceptor trigger zone, pharynx and gastrointestinal (GI) tract (via vagal afferent fibers), and cerebral cortex. Vomiting occurs when efferent impulses are sent from the vomiting center to the salivation center, abdominal muscles, respiratory center, and cranial nerves.<sup>16</sup>

The chemoreceptor trigger zone, vomiting center, and GI tract have many neurotransmitter receptors. Activation of these receptors by chemotherapeutic agents or their metabolites may be responsible for anticancer agent–induced emesis. The principal neuroreceptors involved in the emetic response are the serotonin (5-hydroxytryptamine [5-HT<sub>3</sub>]) and dopamine receptors; 5-HT<sub>3</sub> receptors are associated with acute emesis via a peripheral pathway.<sup>1,17,18</sup> Other neuroreceptors involved in emesis include acetylcholine, corticosteroid, histamine, cannabinoid, opioid, and neurokinin-1 (NK1) receptors, which are located in the vomiting and vestibular centers of the brain.<sup>19</sup> NK1 receptors are associated with delayed emesis via a central pathway.<sup>1</sup>

Antiemetics can block different neuronal pathways, exert their effects at different points during the course of emesis, or behave synergistically with other antiemetics to potentiate an antiemetic effect. When used at a certain concentration, each antiemetic agent predominantly blocks one receptor type. Olanzapine is the exception in that it acts on multiple receptors involved in the emetic pathway.<sup>20</sup> A final common pathway for emesis has yet to be identified. No single agent can be expected to provide complete protection from the various emetic phases of anticancer

agents. Therefore, prophylactic antiemetic regimens for HEC and moderately emetogenic chemotherapy (MEC) include two to four antiemetics that block different receptors.

## Nausea

With use of effective antiemetic regimens, patients receiving emetogenic anticancer agents often experience more nausea than vomiting.<sup>11,12,21-24</sup> Vomiting and nausea are related; however, they may occur via different mechanisms.<sup>25,26</sup> In general, younger patients are more likely to have nausea than older patients. Younger women receiving anticancer agents for breast cancer are more prone to nausea than other populations.<sup>14</sup> Delayed nausea is more common than acute nausea, is often more severe, and tends to be resistant to treatment (see *Delayed Nausea* in this Discussion).<sup>24</sup>

## Types of Nausea and/or Vomiting

### Chemotherapy-Induced Nausea and/or Vomiting

Nausea and/or vomiting induced by anticancer agents has traditionally been referred to as chemotherapy-induced nausea and/or vomiting (CINV); it is commonly classified as acute, delayed, anticipatory, breakthrough, or refractory.

*Acute-onset* nausea and/or vomiting usually occurs within a few minutes to several hours after administration of certain anticancer agents and commonly resolves within the first 24 hours. The intensity of acute-onset emesis generally peaks after 5 to 6 hours. Factors that influence acute emesis include type and dosage of the emetogenic agent, history of nausea and/or vomiting, environment in which anticancer agents are administered, and efficacy of the antiemetic regimen.<sup>27</sup> The occurrence of acute emesis is increased in younger (<50 years) women with a history of no or low ethanol use, motion sickness, or morning sickness.



*Delayed-onset* CINV develops in patients more than 24 hours after anticancer agent administration.<sup>28,29</sup> It occurs commonly with the administration of HEC, such as cisplatin, carboplatin, cyclophosphamide, and/or anthracyclines. For cisplatin, emesis reaches its maximal intensity 48 to 72 hours after administration and can last 6 to 7 days.

*Anticipatory* CINV occurs before patients receive their next treatment with anticancer agents. Because it is primarily considered a conditioned response, anticipatory emesis typically occurs after a previous negative experience with anticancer agents. The incidence of anticipatory CINV ranges from 18% to 57%, and nausea is more common than vomiting.<sup>30,31</sup> Younger patients may be more susceptible to anticipatory nausea and/or vomiting, because they generally receive more aggressive anticancer agents and, overall, have poorer emesis control than older patients.<sup>32</sup>

*Breakthrough* CINV refers to nausea and/or vomiting that occurs despite prophylactic antiemesis treatment and/or requires rescue with antiemetics.<sup>33</sup>

*Refractory* CINV refers to nausea and/or vomiting that occurs during subsequent treatment cycles when antiemetic prophylaxis and/or rescue has not been effective in earlier cycles.<sup>34</sup>

## Causes of Nausea and/or Vomiting

As enumerated in the guideline, aside from CINV, the differential diagnoses of nausea and/or vomiting in patients with cancer include: partial or complete bowel obstruction, vestibular dysfunction, brain metastases, electrolyte imbalances (ie, hypercalcemia, hyperglycemia, or hyponatremia), uremia, gastroparesis, excess secretions (ie, such as those seen in patients with head and neck cancer), malignant ascites, cannabinoid hyperemesis syndrome,<sup>35</sup> rapid opioid withdrawal,<sup>36</sup> and pancreatitis, as well as psychophysiological causes. A thorough evaluation

of the patient is thus necessary to rule out alternative causes of nausea and/or vomiting and decide upon the most appropriate intervention.

## Radiation-Induced Nausea and/or Vomiting

Patients receiving total body RT have the greatest likelihood of developing nausea and/or vomiting (>90% emesis); those receiving upper abdominal RT are at moderate risk of emesis (30%–90%).<sup>33,37-39</sup> The GI tract (specifically, the small intestine) contains rapidly dividing cells that are particularly sensitive to RT. In addition, the potential for nausea and/or vomiting increases with larger daily fractional doses of RT, larger total doses, and larger amounts of irradiated tissue. Total body irradiation, when given before bone marrow transplantation, commonly induces nausea and/or vomiting.<sup>33,40,41</sup>

## Emetogenicity of Anticancer Agents

The frequency of anticancer agent–induced emesis depends primarily on the emetogenic potential of the specific chemotherapeutic agents used. Several classifications have been developed to define the emetogenicity of anticancer agents; however, none has been universally accepted.<sup>16,42-45</sup>

Hesketh and colleagues developed a classification of the acute emetogenicity of anticancer chemotherapeutic agents and developed an algorithm to define the emetogenicity of combination chemotherapeutic regimens.<sup>9</sup> The classification was updated by Grunberg and colleagues; it divides chemotherapeutic agents into four levels according to the percentage of patients who experience acute emesis when they do not receive antiemetic prophylaxis.<sup>46</sup> This classification is used in these NCCN Guidelines and is updated each year by the NCCN Panel with recently introduced drugs.



The NCCN Guidelines currently outline antiemetic treatment using four categories of emetogenic potential for parenteral agents, which correspond to the Hesketh/Grunberg classification as follows:

- High emetic risk—more than 90% of patients experience acute emesis;
- Moderate emetic risk—more than 30% to 90% of patients experience acute emesis;
- Low emetic risk—10% to 30% of patients experience acute emesis;
- Minimal emetic risk—fewer than 10% of patients experience acute emesis.

In addition, the NCCN Guidelines attempt to define antiemetic regimens for particular anticancer agents that cover the entire duration of time a patient is at risk for nausea and/or vomiting. Panel members were concerned that some patients may not receive adequate prophylaxis for delayed emesis; therefore, the NCCN Guidelines incorporate a dosing schedule that covers both acute and delayed emesis into single algorithms for HEC and MEC. The NCCN Panel has also categorized the emetogenic potential of oral anticancer agents.<sup>46</sup>

Clinicians should avoid overuse of antiemetics, especially in settings where the anticancer agents are of minimal or low emetic risk, to avoid exposing patients to adverse effects from antiemetics, to decrease possible drug-drug interactions, and to prevent unnecessary expense (see *Principles of Emesis Control for the Cancer Patient* in the NCCN Guidelines for Antiemesis).<sup>37,47,48</sup> Routine antiemetic premedication may not be required for continuous dosing of some low emetic risk parenteral agents or some moderate to high emetic risk oral agents; an individualized approach is appropriate in these settings. If clinicians use the emetogenic classification of anticancer agents in the NCCN Guidelines, this will decrease unnecessary prescribing of antiemetics.

## Types of Antiemetic Therapies

In general, to provide maximal protection against anticancer agent–induced emesis, antiemetic therapy should be initiated before treatment with anticancer agents. The antiemetic therapy should also be continued for the same length of time as the duration of the anticancer agents being used. However, daily use of certain antiemetics, such as dexamethasone, may not be recommended for some anticancer agents that are taken long-term on a regular basis, such as the oral anticancer agents of moderate/high emetic risk (see the NCCN Guidelines for Antiemesis). Antiemetics can be administered by the oral, sublingual, rectal, IV, intramuscular, subcutaneous, or transdermal route. Oral and parenteral 5-HT<sub>3</sub> antagonists have equivalent efficacy when used at the appropriate doses.<sup>10,41</sup> However, subcutaneous granisetron extended-release injection and IV granisetron are not interchangeable; the subcutaneous formulation should not be given intravenously and vice versa. Aprepitant injectable emulsion and IV fosaprepitant are also not interchangeable. The dosing is different for all of these formulations. For patients at risk for CINV or unable to swallow or digest tablets because of emesis, non-oral antiemetics are recommended.

Although studies may show antiemetics to be equally effective on a population basis, individual patients may respond differently. Therefore, some antiemetic options may be based on a patient's individual experience. Patients may be at risk for drug-drug interactions if they are receiving anticancer agents along with antiemetic regimens; clinicians should balance benefit and risk for each patient. Many drug-drug interactions between antiemetics and anticancer agents occur with chronic dosing and are often not clinically relevant with short-term use of prophylactic antiemetic regimens, as shown by the lack of clinically significant drug-drug interactions in randomized trials of anticancer agents along with antiemetic regimens.<sup>49</sup> Corticosteroid antiemetics should be avoided for 3 to 5 days before and 90 days after chimeric antigen receptor



(CAR) T-cell therapies. Replacing dexamethasone with olanzapine is an option for patients who cannot tolerate or take steroids.

### Serotonin (5-HT3) Antagonists

#### ***Ondansetron, Granisetron, and Dolasetron***

All of the 5-HT3 antagonists—dolasetron mesylate, granisetron, ondansetron, and palonosetron—have been shown to be effective in controlling the acute nausea and/or vomiting associated with anticancer agents.<sup>50-66</sup> Ondansetron, granisetron, and dolasetron mesylate are first-generation 5-HT3 antagonists. Many clinical trials have compared ondansetron, granisetron, dolasetron mesylate, and palonosetron. These trials have used various doses, routes, and schedules of administration.<sup>67-84</sup> A meta-analysis found no difference in efficacy between the first-generation 5-HT3 antagonists.<sup>85</sup> Another meta-analysis of studies comparing ondansetron with granisetron has also confirmed the similar efficacy of these first-generation 5-HT3 antagonists in controlling acute and delayed nausea and vomiting, with similar safety profiles between these agents.<sup>86</sup>

A meta-analysis of RCTs comparing palonosetron with the first-generation 5-HT3 antagonists reported that palonosetron was significantly more effective in preventing acute and delayed nausea and vomiting for both HEC and MEC; most patients receiving MEC actually received anthracycline and cyclophosphamide (AC regimens).<sup>87</sup> AC regimens are classified as HEC, although they were previously classified as MEC.<sup>37,88</sup> Palonosetron is preferred for MEC if the regimen does not contain an NK1 receptor antagonist (RA) (see *Palonosetron* in this Discussion).<sup>68</sup> Similar to palonosetron, the panel also recommends subcutaneous granisetron extended-release injection as a preferred 5-HT3 antagonist option when used with dexamethasone in antiemetic regimens that do not contain an NK1 RA (see *Principles of Managing Multiday Emetogenic Chemotherapy Regimens* in the NCCN Guidelines for Antiemesis).<sup>89</sup>

Ondansetron, granisetron, and dolasetron are effective in preventing acute emesis but appear to be less effective for delayed emesis. A meta-analysis of RCTs found that adding a 5-HT3 antagonist to dexamethasone did not improve the antiemetic effect of dexamethasone for preventing delayed emesis.<sup>90</sup> Another study found that 5-HT3 antagonists (except palonosetron, which was not studied) were not more effective than prochlorperazine in preventing delayed emesis.<sup>24</sup> A single dose of IV palonosetron appears to be effective for preventing both delayed and acute emesis.

The NCCN Guidelines recommend IV palonosetron as a preferred 5-HT3 antagonist for MEC when used with dexamethasone but without an NK1 RA (see *Principles of Managing Multiday Emetogenic Chemotherapy Regimens* in the NCCN Guidelines for Antiemesis).<sup>68</sup> Several studies<sup>91-94</sup> have evaluated the efficacy of a three-drug combination regimen with palonosetron, dexamethasone, and NK1 RAs as prophylaxis in patients receiving MEC (see *Neurokinin-1-Receptor Antagonists* in this Discussion). However, these studies do not provide evidence that a single dose of palonosetron is better than a single dose of a first-generation 5-HT3 antagonist when using an NK1-antagonist-containing regimen for MEC.

A phase 3 trial assessed subcutaneous granisetron extended-release injection versus IV palonosetron in a two-drug regimen with dexamethasone for patients receiving HEC or MEC.<sup>89</sup> Two doses of subcutaneous granisetron extended-release injection were assessed: 5 mg and 10 mg. The data showed that subcutaneous granisetron extended-release injection is not inferior to IV palonosetron for preventing acute and delayed CINV after either HEC or MEC. For patients receiving HEC, acute complete responses (CRs) for the 5- or 10-mg granisetron doses were 77.7% (−12.1, 6.1) and 81.3% (−8.2, 9.3), respectively, compared with 80.7% for those receiving a 0.25-mg dose of IV



palonosetron. For patients receiving MEC, acute CRs for 5 mg or 10 mg of subcutaneous granisetron were 74.8% (−9.8, 9.3) and 76.9% (−7.5, 11.4), respectively, compared with 75.0% for palonosetron. The FDA approved the use of a 10-mg dose of subcutaneous granisetron extended-release injection when used in antiemetic regimens for MEC or AC combination anticancer agent regimens. Based on this trial and the FDA approval, the NCCN Panel recommends IV palonosetron or subcutaneous granisetron extended-release injection as preferred 5-HT<sub>3</sub> antagonists for MEC when used with dexamethasone in two-drug antiemetic regimens that do not contain an NK1 RA. The panel does not recommend these two-drug antiemetic regimens for HEC. The panel recommends for HEC either a four-drug preferred regimen (which includes olanzapine and an NK1 RA) or three-drug antiemetic regimens, which include an NK1 RA or olanzapine.

MAGIC, a phase 3 randomized trial, assessed a single dose of subcutaneous granisetron extended-release injection compared with a single dose of IV ondansetron in a three-drug regimen with dexamethasone and fosaprepitant for patients receiving HEC.<sup>95,96</sup> The data show that the regimen containing granisetron extended-release injection improved the CR rate (no emesis or rescue medication) for delayed-phase CINV (24–120 hours) compared with the ondansetron regimen ( $P = .014$ ). This was the first published trial that compared a single dose of two different 5-HT<sub>3</sub> antagonists when used in combination with dexamethasone and an NK1 RA. As a result, granisetron extended-release injection was the first FDA-approved 5-HT<sub>3</sub> antagonist indicated for the prevention of delayed CINV associated with AC anticancer agents. When administered subcutaneously, granisetron extended-release injection is effective for 5 or more days.

The NCCN Panel recommends a 10-mg dose of subcutaneous granisetron extended-release injection on day 1 only for patients receiving

either HEC or MEC when used in the antiemetic regimens based on the MAGIC trial, the trial comparing dexamethasone with either palonosetron or subcutaneous granisetron, and the FDA approval.<sup>89,95,96</sup> It is important to note that granisetron extended-release injection is a unique formulation of granisetron using a polymer-based drug delivery system. This formulation is specifically intended for subcutaneous administration and is NOT interchangeable with the IV formulation; the subcutaneous formulation should not be injected and vice versa. Subcutaneous granisetron extended-release injection has an extended half-life and should not be administered at less than 1-week intervals.

Ondansetron and granisetron can be delivered orally or intravenously; granisetron extended-release injection is administered subcutaneously. Note that IV dolasetron or 32 mg of ondansetron is no longer recommended for the prevention of nausea and/or vomiting, because they have been associated with an increased risk for cardiac arrhythmias (see *Cardiac Side Effects* in this Discussion).<sup>97-100</sup> Oral administration of ondansetron poses less of a risk for cardiac arrhythmias than IV administration.<sup>99</sup> Oral dolasetron is still recommended.

A phase 3 randomized trial compared the granisetron transdermal patch to oral granisetron in patients receiving either HEC or MEC. The patch contains 3.1 mg of granisetron/24 hours and is applied approximately 24 to 48 hours before the first dose of anticancer agents; the maximum duration of the patch is 7 days. The patch proved non-inferior to repeat dosing of the oral antiemetic granisetron over 3 to 5 days.<sup>13,22,101</sup> A phase 4 trial assessed an antiemetic regimen containing the transdermal granisetron patch versus a palonosetron regimen for patients receiving MEC; transdermal granisetron was not inferior to palonosetron in preventing nausea and vomiting in the acute stage.<sup>102</sup> The NCCN Panel recommends the granisetron transdermal patch as a 5-HT<sub>3</sub> option when used as part of recommended antiemetic regimens for patients receiving





either HEC or MEC based on clinical trial data and the FDA approval.<sup>22,101,102</sup> No further 5-HT3 therapy is required on days 2 and 3 if a granisetron transdermal patch is applied on day 1 or if palonosetron or granisetron extended-release injection is given on day 1.

The addition of dexamethasone improves the efficacy of antiemetic regimens containing 5-HT3 antagonists (see *Dexamethasone* in this Discussion). However, dexamethasone is associated with side effects, such as insomnia. When dexamethasone is used with palonosetron for MEC, a randomized trial suggests that the dose of dexamethasone can be decreased to 8 mg on day 1 and also eliminated on days 2 to 3.<sup>103</sup>

#### *Cardiac Side Effects*

Ondansetron, granisetron, and dolasetron have been associated with an increased risk for developing abnormal electrical activity of the heart that is detectable on ECG, including prolongation of electrocardiographic intervals, such as PR or QT intervals.<sup>99,100,104-111</sup> Although the ECG changes can be reversible and asymptomatic, abnormal activity can also result in potentially fatal cardiac arrhythmias (including torsade de pointes) in some cases.<sup>99</sup> Patients who may be particularly at risk for developing torsade de pointes include those with congenital long QT syndrome or other underlying cardiac diseases, congestive heart failure, bradycardia, those with electrolyte abnormalities (eg, hypokalemia, hypomagnesemia), and those taking other medications that can lead to QT prolongation.<sup>100,108,112</sup> A single IV dose of 32 mg of ondansetron is no longer recommended based on FDA review of clinical data suggesting prolongation of the QT interval of the ECG at this dose.<sup>97-99</sup> The FDA recommends a maximum single IV dose of 16 mg of ondansetron given once on the first day; the dose recommendations for oral administration of ondansetron are 16 to 24 mg given once on the first day.<sup>98</sup> IV dolasetron is no longer recommended for the prevention of nausea and vomiting, because it has been associated with an increased risk for cardiac arrhythmias.<sup>99,100</sup>

#### ***Palonosetron***

Palonosetron is a 5-HT3 antagonist with an approximately 100-fold higher binding affinity for the 5-HT3 receptor compared to ondansetron, granisetron, and dolasetron. Palonosetron has a half-life of approximately 40 hours, which is significantly longer than other commercially available 5-HT3 antagonists.<sup>52</sup> Data suggest that palonosetron is associated with prolonged inhibition of the 5-HT3 receptor and thus differs from ondansetron, granisetron, and dolasetron.<sup>113,114</sup> By suppressing cross talk between 5-HT3 and NK1 signaling pathways, palonosetron may indirectly inhibit substance P.

Several randomized phase 3 trials have assessed the efficacy of palonosetron compared with other 5-HT3 antagonists in preventing emesis associated with both MEC and HEC regimens, particularly for delayed emesis.<sup>67-70</sup> In these studies, the primary efficacy endpoint was CR, defined as having no emesis and no rescue treatments. In a study in patients receiving MEC (N = 563 evaluable), a single dose of palonosetron (0.25 mg IV) was found to be superior to a single dose of ondansetron (32 mg IV) in preventing both acute (CR rate, 81% vs. 69%;  $P < .01$ ) and delayed emesis (CR rate, 74% vs. 55%;  $P < .01$ ); no concomitant corticosteroids were given in this study.<sup>70</sup> The safety and side-effect profiles of palonosetron were indistinguishable from the control 5-HT3 antagonists (ondansetron and dolasetron). Note that the FDA recommends a maximum of 16 mg for a single dose of IV ondansetron.<sup>99</sup>

A phase 3 randomized trial compared palonosetron with ondansetron in patients receiving HEC (N = 667), and most patients (67%) received dexamethasone on day 1 of antiemetic therapy; NK1 RAs were not used in this trial.<sup>67</sup> Among this subgroup of patients who received concomitant dexamethasone (n = 447), palonosetron (0.25 mg IV) was similar to ondansetron (32 mg IV) in preventing acute emesis (CR rate, 65% vs.



56%); however, palonosetron was significantly more effective in preventing delayed emesis (CR rate, 41% vs. 25%;  $P = .021$ ).

Another phase 3 randomized trial in patients treated with HEC (N = 1114 evaluable) compared a single dose of palonosetron (at a higher dose of 0.75 mg IV) with a single dose of granisetron (40 mcg/kg IV), both in combination with dexamethasone; NK1 RAs were not used in this trial. Palonosetron showed similar activity to granisetron in preventing acute emesis (CR rate, 75% vs. 73%) and superior activity in preventing delayed emesis (CR rate, 57% vs. 44.5%;  $P < .0001$ ).<sup>68</sup> A meta-analysis of 24 RCTs assessed whether palonosetron was more efficacious than the other 5-HT3 antagonists. Although palonosetron seems to be more efficacious and safe than other 5-HT3 RAs and was statistically superior in 10 of 19 endpoints, overall the authors suggest that palonosetron should generally not be the preferred 5-HT3 antagonist.<sup>115</sup> The NCCN Panel does not recommend palonosetron as the preferred 5-HT3 antagonist in regimens for HEC, because an NK1 RA was not used in these studies and it is unknown if a single dose of palonosetron would be superior to a single dose of granisetron in the presence of an NK1 RA.<sup>67,68,70,115,116</sup>

As previously mentioned, the NCCN Panel recommends either palonosetron or subcutaneous granisetron extended-release injection as preferred 5-HT3 antagonists for MEC when used with dexamethasone in two-drug antiemetic regimens that do not contain an NK1 RA (see *Ondansetron, Granisetron, and Dolasetron* in this Discussion and *Principles of Managing Multiday Emetogenic Chemotherapy Regimens* in the NCCN Guidelines for Antiemesis).<sup>89</sup> Palonosetron (0.25 mg IV) is FDA approved as a single dose on day 1 for the prevention of acute and delayed nausea and vomiting associated with MEC and for the prevention of acute nausea and vomiting associated with HEC. No further 5-HT3 therapy is required for MEC on days 2 and 3 if palonosetron or granisetron

extended-release injection is given on day 1 or if granisetron transdermal patch is applied on day 1.

IV palonosetron is superior to other first-generation 5-HT3 antagonists in preventing delayed nausea.<sup>23,67-70</sup> Repeat dosing of palonosetron on days 2 or 3 after anticancer agents is likely to be safe. However, in the setting of multiday anticancer agents, limited data are available to recommend multiday dosing with palonosetron (see *Principles of Managing Multiday Emetogenic Chemotherapy Regimens* in the NCCN Guidelines for Antiemesis).<sup>117</sup>

### Neurokinin-1-Receptor Antagonists

For patients receiving HEC and MEC, the NCCN Panel recommends several options for prophylactic antiemetic regimens based on clinical trial data and FDA approvals, including: 1) NK1 RA-containing regimens, which are discussed in this section; and 2) olanzapine-containing regimens. NK1 RA regimens include oral aprepitant, IV fosaprepitant, oral rolapitant, oral netupitant, or IV fosnetupitant. It is important to note that oral netupitant (or IV fosnetupitant) is only available in combination with palonosetron (NEPA); netupitant is not available as a single agent.

A prophylactic two-drug regimen of one of the 5-HT3 antagonists plus dexamethasone is recommended for MEC but not HEC. However, a prophylactic three-drug antiemetic regimen that includes either an NK1 RA or olanzapine is recommended for select patients receiving MEC who have additional risk factors or previous treatment failure with the two-drug regimen. These additional risk factors include younger age; female sex; anxiety and/or high pretreatment expectation of nausea and/or vomiting; and history of CINV, motion sickness, morning sickness during pregnancy, and little or no alcohol use.<sup>118</sup> Patients receiving anticancer agents that are classified as moderate emetic risk but are at the higher end of the risk spectrum (eg, carboplatin, carmustine, cyclophosphamide, dactinomycin,



daunorubicin, doxorubicin, epirubicin, idarubicin, ifosfamide, irinotecan, methotrexate, oxaliplatin, trabectedin) are at greater risk for emesis and may also need a three-drug prophylactic antiemetic regimen.

### ***Aprepitant***

Aprepitant selectively blocks the binding of substance P at the NK1 receptor in the central nervous system. Thus, it provides a different and complementary mechanism of action compared with other commercially available antiemetics. Aprepitant has been shown to augment the antiemetic activity of the 5-HT<sub>3</sub> antagonists and the corticosteroid dexamethasone to prevent both acute and delayed cisplatin-induced emesis.<sup>119-121</sup> Most of the clinical trial data described in this Discussion are based on studies with oral aprepitant. Aprepitant injectable emulsion is a formulation of aprepitant that is approved by the FDA for HEC and MEC when used in combination with other antiemetic regimens.<sup>122</sup>

### ***Oral Aprepitant***

A randomized phase 3 trial compared ondansetron 32 mg IV and oral dexamethasone with or without the addition of oral aprepitant in patients receiving emetogenic systemic therapy with high-dose cisplatin (N = 521 evaluable). The addition of oral aprepitant was significantly more effective than the 2-drug regimen in controlling both acute (CR rate, 89% vs. 78%;  $P < .001$ ) and delayed emesis (CR rate, 75% vs. 56%;  $P < .001$ ).<sup>120</sup> Another similarly designed randomized phase 3 study (N = 523 evaluable) also showed a significant benefit of adding oral aprepitant to ondansetron and dexamethasone compared with the 2-drug regimen alone for controlling both acute (CR rate, 83% vs. 68%;  $P < .001$ ) and delayed emesis (CR rate, 68% vs. 47%;  $P < .001$ ).<sup>121</sup> A pooled analysis of data combined from these two phase 3 trials found that the oral aprepitant regimen was particularly beneficial in improving CR rates for patients receiving concomitant emetogenic therapy with doxorubicin and

cyclophosphamide (AC regimen) or cyclophosphamide, along with high-dose cisplatin therapy.<sup>119</sup>

A large meta-analysis (of 17 RCTs) evaluated outcomes with typical antiemetic therapy with or without oral aprepitant in patients receiving MEC or HEC. The addition of oral aprepitant was associated with significantly improved CR (no emetic episodes and no rescue medication) rate compared with control antiemetic therapy (72% vs. 54%;  $P < .001$ ) during the overall timeframe from 0 to 120 hours after starting anticancer agents.<sup>123</sup> The significant increase in CR rate associated with oral aprepitant was observed for both the acute and delayed periods. A smaller meta-analysis (of seven RCTs) of patients receiving HEC found that oral aprepitant used alone or with control antiemetic therapy did not significantly increase protection from acute emesis or nausea; however, for delayed emesis and nausea, oral aprepitant was associated with significantly increased protection compared with control.<sup>124</sup> Based on data from three trials that reported on infectious complications, both oral aprepitant regimens and other antiemetic regimens were associated with a low rate of severe infections (6% vs. 2%;  $P < .001$ ); the risk of febrile neutropenia or other hematologic toxicities was not increased.<sup>123</sup> A randomized phase 3 trial (N = 866) showed that an oral aprepitant regimen was more effective than a control antiemetic regimen in preventing vomiting in patients receiving HEC during 120 hours after initiation of anticancer agents (CR rate, 51% vs. 43%;  $P = .015$ ); no delayed dexamethasone was used in this trial. However, approximately 40% of patients receiving either regimen still experienced significant nausea.<sup>125</sup> The oral aprepitant regimen included ondansetron and dexamethasone; the control antiemetic regimen included ondansetron and dexamethasone.

A 3-drug antiemetic regimen with palonosetron, dexamethasone, and oral aprepitant has also been investigated in patients undergoing treatment



with HEC. A phase 2 study in patients receiving HEC with cisplatin-containing regimens (N = 222) showed that the three-drug combination of palonosetron (0.25 mg IV day 1), oral aprepitant (125 mg day 1; 80 mg days 2, 3), and dexamethasone (20 mg IV day 1; 4 mg oral days 2, 3) resulted in a CR rate (no emetic episodes and no rescue medication) of 70% during the overall study period (0–120 hours).<sup>93</sup> In addition, 93% of patients had no emesis and 60% had no nausea during the study period. Constipation was the most commonly reported adverse event (39%).<sup>93</sup> A phase 2 study evaluated a higher dose of palonosetron (0.75 mg IV day 1) with oral aprepitant (125 mg day 1; 80 mg days 2, 3) and dexamethasone (10 mg oral day 1; 8 mg oral days 2–4) in patients with lung cancer undergoing HEC (N = 63); the CR rate was 81% during the overall study period (0–120 hours).<sup>94</sup> The CR rates during the acute and delayed phases were 97% and 81%, respectively. In addition, 54% of patients had no nausea during the overall study period. Grade 1 or 2 constipation was the most commonly reported adverse event.<sup>94</sup>

A phase 3 trial added oral aprepitant to a control antiemetic regimen of oral granisetron and oral dexamethasone in patients receiving MEC. The addition of oral aprepitant improved control of nausea, vomiting, and quality of life compared with granisetron and dexamethasone.<sup>126</sup> A phase 2 study (N = 58) found that combining palonosetron (0.25 mg IV day 1), oral aprepitant (125 mg day 1; 80 mg days 2, 3), and dexamethasone (12 mg day 1; 8 mg days 2, 3) was effective in preventing both acute and delayed emesis and nausea when using various chemotherapeutic regimens (moderate to moderately highly emetogenic); 78% of patients had a CR (no emetic episodes and no rescue medication) during the overall timeframe, from 0 to 120 hours after initiation of emetogenic therapy.<sup>91</sup> A phase 2 study in patients with breast cancer (N = 41) receiving MEC also found that a single-day regimen of palonosetron (0.25 mg IV), oral aprepitant (285 mg oral), and dexamethasone (20 mg) was effective; 76%

and 66% of patients had a CR during the acute and delayed phases, respectively.<sup>92</sup>

A randomized double-blind phase 3 trial compared the effectiveness of combining ondansetron (8 mg oral twice daily [BID] day 1), oral aprepitant (125 mg day 1; 80 mg days 2, 3), and dexamethasone (12 mg day 1) versus control antiemetic therapy with ondansetron (8 mg oral BID days 1–3) and dexamethasone (20 mg day 1) in patients receiving MEC (N = 585).<sup>127</sup> Dexamethasone was only given on day 1 for both treatment groups. A significantly higher proportion of patients in the three-drug regimen with oral aprepitant had no vomiting compared with the control antiemetic regimen (76% vs. 62%;  $P < .001$ ) during the overall timeframe from 0 to 120 hours after starting anticancer agents. In addition, the CR (no emetic episodes, no rescue medications) rate was significantly increased in the oral aprepitant group (69% vs. 56%;  $P < .001$ ) during the overall time period. The significant improvement in antiemetic activity (with regard to no emesis as well as CR rate) in the oral aprepitant group was observed for both the acute and delayed phases. The three-drug regimen was well tolerated, and the incidence of adverse events was similar between treatment groups.<sup>127</sup> Oral aprepitant is FDA approved for the prevention of nausea and vomiting in patients receiving HEC (eg, cisplatin-containing) and MEC. The oral doses of aprepitant are 125 mg on day 1 (before anticancer agents) and then 80 mg on days 2 and 3 (after anticancer agents).<sup>128</sup>

The NCCN Panel recommends prophylactic oral aprepitant in combination with dexamethasone, a 5-HT<sub>3</sub> RA, and with or without olanzapine (category 1) for acute and delayed emesis prevention for HEC and MEC based on clinical trial data and on FDA approvals.<sup>119,120,129</sup>

### *Fosaprepitant*

Fosaprepitant dimeglumine is an IV version of aprepitant, which can be given on day 1 only; it is also FDA approved. A single dose of 150 mg IV



fosaprepitant was shown to be non-inferior to the control antiemetic regimen with 3-day oral aprepitant in a randomized study.<sup>130</sup> As previously mentioned, IV fosaprepitant is NOT interchangeable with aprepitant injectable emulsion. IV fosaprepitant is given 30 minutes before anticancer agents on day 1 only, per the package insert. If a higher dose of fosaprepitant is used (150 mg IV) on day 1, then it is not necessary to give oral aprepitant on days 2 to 3.<sup>131,132</sup> Note that the dexamethasone dosing is slightly different on days 3 and 4 (8 mg PO/IV BID) when using the higher dose of fosaprepitant (150 mg IV) per the package insert. There are no studies showing efficacy or safety of chronic dosing with oral aprepitant. It is possible that the drug-drug interaction profile may change with chronic dosing.

The NCCN Panel recommends prophylactic fosaprepitant in combination with dexamethasone, a 5-HT<sub>3</sub> RA, and with or without olanzapine (category 1) for acute and delayed emesis prevention for HEC and MEC based on clinical trial data and on FDA approvals.<sup>130</sup>

### *Aprepitant Injectable Emulsion*

IV fosaprepitant contains polysorbate 80 and other surfactants that may cause infusion-site reactions including pain, erythema, and swelling.<sup>122,133,134</sup> Aprepitant injectable emulsion is a formulation of aprepitant that does not contain polysorbate 80 and other surfactants. A phase 1 bioequivalence study (n = 100) compared IV fosaprepitant with aprepitant injectable emulsion.<sup>122</sup> Patients receiving aprepitant injectable emulsion had fewer treatment-emergent adverse effects compared with those receiving IV fosaprepitant (1% vs. 20%); all these adverse events resolved. Three patients receiving IV fosaprepitant had dyspnea. None of the patients had severe treatment-emergent adverse effects, serious adverse events, or resultant death. Aprepitant injectable emulsion was bioequivalent to IV fosaprepitant (bioequivalence bounds, 80%–125%).

The NCCN Panel recommends prophylactic aprepitant injectable emulsion in combination with dexamethasone, a 5-HT<sub>3</sub> RA, and with or without olanzapine (category 1) for acute and delayed emesis prevention for HEC and MEC based on clinical trial data and on FDA approvals.<sup>122</sup> As previously mentioned, aprepitant injectable emulsion is not interchangeable with IV fosaprepitant.

### *Drug Interactions*

Aprepitant is simultaneously a substrate, moderate inducer, and moderate inhibitor of cytochrome P450 enzyme 3A4 (CYP3A4); aprepitant also induces CYP2C9.<sup>135</sup> Thus, aprepitant can alter the metabolism of certain drugs and change their plasma concentrations (ie, areas under the curve [AUCs]). However, these interactions are more significant with orally administered forms of these drugs than with IV forms because of first-pass metabolism. Patients should not take oral aprepitant or aprepitant injectable emulsion with pimozide or astemizole; these combinations are contraindicated because they may cause serious or life-threatening reactions (see the aprepitant package inserts). Chemotherapeutic agents known to be metabolized by CYP3A4 include docetaxel, paclitaxel, etoposide, irinotecan, ifosfamide, imatinib, vinorelbine, vinblastine, and vincristine. In clinical trials, oral aprepitant was used concurrently with etoposide, vinorelbine, or paclitaxel; although anticancer agent doses were not adjusted for potential drug interactions in phase 3 trials, no observed adverse effect or decreased efficacy was observed; caution is urged when using any chemotherapeutic agent that is metabolized by CYP3A4. A systematic review also describes potential drug-drug interactions with aprepitant and fosaprepitant.<sup>136</sup> However, short-term use of antiemetics may not result in clinically relevant drug interactions.<sup>49</sup>

Aprepitant has been shown to interact with several non-chemotherapeutic drugs, including warfarin, dexamethasone, methylprednisolone, and oral contraceptives. Induction of warfarin metabolism by aprepitant may lead to



clinically significant reductions in INR (international normalized ratio) values, particularly for patients on therapeutic (as compared to prophylactic) warfarin regimens. These changes, although brief in duration, may require increased patient monitoring. Aprepitant decreases the AUC for patients taking oral contraceptives; thus, other methods of birth control should be used during treatment with aprepitant and for 1 month after the last dose of aprepitant. Additionally, certain drugs can affect the AUCs of aprepitant. Concomitant administration with CYP3A4 inhibitors (eg, ketoconazole, itraconazole, erythromycin) may lead to increased aprepitant AUCs, whereas concomitant administration with CYP3A4 inducers (eg, carbamazepine, rifampin, phenytoin) may lead to decreased levels of aprepitant.

#### **Netupitant (or Fosnetupitant) and Palonosetron (NEPA)**

Netupitant is a highly selective NK1 RA that targets serotonin and substance P–mediated pathways involved in CINV. Oral netupitant is combined with oral palonosetron (NEPA) in a single tablet, and netupitant is not available as a single agent; oral NEPA is approved by the FDA for the prevention of nausea and vomiting in patients receiving HEC and MEC based on several randomized trials.<sup>137-140</sup> IV fosnetupitant is combined with IV palonosetron (IV NEPA), and fosnetupitant is also not available as a single agent; IV NEPA is approved by the FDA for the prevention of nausea and vomiting in patients receiving HEC and other types of anticancer agents.

A randomized trial in patients receiving HEC assessed dexamethasone plus three dose levels of prophylactic oral NEPA compared with oral palonosetron plus dexamethasone.<sup>137</sup> The oral NEPA fixed-dose combination of 300 mg of netupitant decreased nausea and vomiting in the acute, delayed, and overall phases versus palonosetron alone. The CR for the NEPA300 arm was 89.6% versus 76.5% for the palonosetron arm ( $P < .050$ ). A randomized phase 3 trial in patients receiving AC

regimens assessed oral NEPA plus dexamethasone compared with palonosetron plus dexamethasone.<sup>139</sup> More patients in the oral NEPA arm had CR during the delayed phase compared with the control arm (76.9% vs. 69.5%;  $P = .001$ ). In addition, patients in the oral NEPA arm also had more CRs in the overall phases (0–120 h) (74.3% vs. 66.6%;  $P = .001$ ) and acute phases (0–24 h) (88.4% vs. 85.0%;  $P = .047$ ).

A phase 3 randomized trial assessed a single dose of oral NEPA compared with a three-day aprepitant/granisetron regimen in patients ( $n = 828$ ) receiving HEC; all patients received oral dexamethasone on days 1 through 4.<sup>141</sup> The oral NEPA regimen was non-inferior to the aprepitant regimen (overall CR: oral NEPA, 73.8% vs. aprepitant/granisetron, 72.4%; 95% CI, -4.5%–7.5%). Similar rates were observed for both groups for no emesis (oral NEPA, 75.0% vs. aprepitant/granisetron, 74.0%; 95% CI, -4.8%–6.9%) and no significant nausea (oral NEPA, 75.7% vs. aprepitant/granisetron, 70.4%; 95% CI, -0.6%–11.4%).

The NCCN Panel recommends prophylactic oral or IV NEPA in combination with dexamethasone and with or without olanzapine (category 1) for acute and delayed emesis prevention for HEC and MEC based on randomized trials, FDA approvals, and clinical experience.<sup>137,139,141,142</sup> Currently, IV NEPA is only FDA approved for HEC. However, the NCCN Panel recommends IV NEPA regimens for MEC based on clinical experience.

Similar to the other NK1 RAs (ie, oral aprepitant, IV fosaprepitant, oral rolapitant), netupitant and fosnetupitant improve control for delayed emesis compared with traditional antiemetic regimens. Netupitant and fosnetupitant inhibit CYP3A4; therefore, caution should be used with drugs that are metabolized by CYP3A4 to avoid drug interactions (see prescribing information). Concomitant use with certain agents that are strong inducers (eg, rifampin) of CYP3A4 is contraindicated. However,



short-term use of antiemetics may not result in clinically relevant drug interactions.

**Rolapitant**

Oral rolapitant is another NK1 RA that is approved by the FDA for the prevention of nausea and vomiting in patients receiving HEC and other types of anticancer agents based on several phase 3 randomized trials.<sup>143,144</sup> In a phase 3 randomized trial assessing a prophylactic oral rolapitant-containing regimen for HEC, patients received 180 mg of oral rolapitant on day 1 only; all patients received granisetron (10 mcg/kg intravenously) and dexamethasone (20 mg orally) on day 1, and dexamethasone (8 mg orally) BID on days 2 to 4.<sup>144</sup> More patients receiving the oral rolapitant-containing regimen had CRs for prevention of delayed emesis compared with those receiving granisetron/dexamethasone alone (pooled studies: 382 [71%] vs. 322 [60%]; odds ratio [OR], 1.6; 95% CI, 1.3–2.1;  $P = .0001$ ). For patients receiving HEC, the NCCN Panel recommends several prophylactic antiemetic regimens (category 1); a 5-HT<sub>3</sub> antagonist, dexamethasone, and oral rolapitant regimen with or without olanzapine is recommended for acute and delayed emesis prevention based on the FDA approval and the phase 3 randomized trial.<sup>144</sup>

A randomized phase 3 trial assessed a prophylactic oral rolapitant-containing regimen for anticancer regimens previously considered to be MEC, which are now categorized as HEC by the NCCN Panel (ie, AC regimens and regimens containing carboplatin with an AUC  $\geq 4$ ). With the revised definition of HEC regimens, this trial actually contained mostly HEC and only some MEC regimens (18% and 14% of patients had non-AC regimens and non-carboplatin regimens).<sup>88,143</sup> Most patients also received granisetron (2 mg orally) and dexamethasone (20 mg orally) on day 1 followed by granisetron (2 mg orally) on days 2 to 3.<sup>143</sup> Significantly more patients receiving the oral rolapitant-containing regimen

had CRs in the delayed phase than did those receiving granisetron/dexamethasone alone (475 [71%] vs. 410 [62%]; OR, 1.6; 95% CI, 1.2–2.0;  $P = .0002$ ). For patients receiving MEC, the NCCN Panel recommends several prophylactic antiemetic regimens (category 1); a 5-HT<sub>3</sub> antagonist/dexamethasone (category 1) with (or without) oral rolapitant is recommended for acute and delayed emesis prevention based on the FDA approval and the phase 3 randomized trial.<sup>143</sup> Although most of the clinical trial data for rolapitant are in patients receiving HEC, the NCCN Panel feels that prophylactic antiemetic regimens with oral rolapitant are appropriate for patients receiving MEC based on the FDA approval and clinical experience.

Oral rolapitant has an extended half-life and should not be administered at less than 2-week intervals. If oral rolapitant is given on day 1 for either HEC or MEC, no further NK1 RA is needed on days 2 and 3. Similar to the other NK1 RAs, oral rolapitant improves control for delayed emesis compared with traditional antiemetic regimens. Rolapitant does not inhibit or induce CYP3A4; therefore, the dexamethasone dose does not need to be adjusted (see *Dexamethasone* in this Discussion). Rolapitant does, however, inhibit CYP2D6, P-glycoprotein, and breast cancer resistance protein (BCRP); therefore, caution is required when rolapitant is used concomitantly with drugs that are substrates of these enzymes, including thioridazine, pimozide, digoxin, irinotecan, topotecan, methotrexate, and rosuvastatin. The IV formulation of rolapitant was removed because of infusion-related hypersensitivity/anaphylaxis.

**Other Antiemetics**

Before the advent of the 5-HT<sub>3</sub> antagonists and NK1 RAs, the available antiemetics included phenothiazines,<sup>145</sup> substituted benzamides,<sup>146,147</sup> antihistamines,<sup>148</sup> butyrophenones,<sup>149</sup> corticosteroids,<sup>150-152</sup> benzodiazepines,<sup>153,154</sup> and cannabinoids.<sup>155,156</sup> Based on clinical trial data, the NCCN Panel includes olanzapine-containing regimens as another



antiemetic option. Combination antiemetic therapy is generally more effective than single-agent therapy. Other agents such as gabapentin have also been evaluated as part of antiemetic regimens.

### **Dexamethasone**

Dexamethasone has been used for many years in combination with other antiemetics. The antiemetic effects of dexamethasone may be due to interactions with the neurotransmitter serotonin and receptor proteins tachykinin NK1 and NK2; it may also act directly at the solitary tract nucleus in the medulla.<sup>157</sup> Before the mid-1990s, studies assessing dexamethasone as an antiemetic agent were characterized by small sample size and variations in efficacy outcomes between the studies. A meta-analysis of 32 studies (published from 1966–1999) was done in 5613 patients; the dose range was 8 to 100 mg of dexamethasone on day 1, and the mean total dose (acute and delayed) was 56 mg.<sup>158</sup> The authors concluded that dexamethasone offered a clear advantage over placebo for protection against anticancer agent–induced emesis in both the acute and delayed phases. There was incremental benefit when adding dexamethasone to both 5-HT3 antagonist-containing regimens and non-5-HT3 antagonist regimens. Although data *suggested* that dexamethasone was superior to 5-HT3 antagonists for protection against delayed emesis, there was a lack of a strong dose/response relationship. The authors could not rule out a subtle dose/response relationship for total doses less than 20 mg of dexamethasone, but even low doses showed clear efficacy.

The Italian Group for Antiemetic Research conducted two randomized, phase 3 multicenter trials to determine the dose of dexamethasone to be given on day 1 of an antiemetic regimen.<sup>159,160</sup> The first trial was conducted in chemo-naïve patients receiving 50 mg/m<sup>2</sup> or more of cisplatin, which is considered HEC.<sup>159</sup> IV dexamethasone day 1 doses were 4, 8, 12, and 20 mg (approximately 130 patients/arm). All patients received the following: 1) ondansetron 8 mg IV on day 1; 2) metoclopramide 20 mg oral every 6

hours on days 2 to 4; and 3) dexamethasone 8 mg oral BID on days 2 and 3, followed by 4 mg oral BID on day 4. Complete protection from emesis and nausea was 69.2% and 60.9%; 69.1% and 61.0%; 78.5% and 66.9%; and 83.2% and 71.0% for the 4-, 8-, 12-, and 20-mg dexamethasone doses, respectively. For protection against acute emesis, the 20-mg dose of dexamethasone was statistically significant compared to the 4- and 8-mg doses. However, the 20-mg and the 12-mg doses of dexamethasone were equivalent for protection against acute emesis. The 20-mg dose of dexamethasone was not significantly different from the other doses for protection against acute nausea. Adverse effects and control of delayed emesis and nausea were similar among the four groups.

The second Italian study compared three dosing regimens of dexamethasone on day 1 in patients receiving anthracyclines, cyclophosphamide, or carboplatin, either alone or in combination with other anticancer agents, which previously were considered to be MEC.<sup>160</sup> Note that AC regimens are now considered to be HEC by the NCCN Panel; likewise, carboplatin with an AUC of 4 or more is now considered to be HEC. For the prevention of acute emesis, during the first 24 hours, one of the following dexamethasone regimens was used in combination with 8 mg of IV ondansetron: 1) for arm A, 8 mg of IV dexamethasone before anticancer agents plus 4 mg oral dexamethasone every 6 hours for 4 doses, starting at the same time as the anticancer agents; 2) for arm B, 24 mg of IV single-dose dexamethasone before anticancer agents; or 3) for arm C, 8 mg of IV single-dose dexamethasone before anticancer agents. All patients received oral dexamethasone 4 mg BID on days 2 to 5. Complete protection from acute vomiting and nausea was 84.6% and 66.7%, 83.6% and 56.9%, and 89.2% and 61.0% for arms A, B, and C, respectively. Side effects and control of delayed vomiting and nausea were not significantly different among the three groups. The authors concluded that 8 mg of IV dexamethasone is the best dose when using dexamethasone in antiemetic regimens for patients receiving anticancer





agents with these agents. Of note, 95% of the patients were being treated for breast cancer; thus, most patients were women.

Information from early studies with oral aprepitant-containing regimens suggested that the dose of dexamethasone should be decreased from 20 mg to 12 mg because of a near doubling in the AUC of dexamethasone, presumably due to CYP3A4 inhibition (see *Drug Interactions* in this Discussion). The studies by the Italian Group were done before the NK1 RAs were available, and dose-finding studies for dexamethasone on day 1 in combination with NK1 RAs and 5-HT<sub>3</sub> antagonists have not been done.<sup>159,160</sup> This information, along with the previous data showing a lack of a dose/response correlation, was the basis of the NCCN Panel's recommendation of 12 mg of dexamethasone as the day 1 dose for all emetic categories when using any of the recommended antiemetic regimens to simplify the recommendations as described in the next paragraph.

The doses and schedules for dexamethasone in the NCCN Guidelines are mainly based on the doses and schedules used in the clinical trials for each regimen. However, the NCCN Panel feels that dexamethasone doses may be individualized; lower doses, frequency, or even elimination of dexamethasone on subsequent days may be acceptable based on patient characteristics. Dexamethasone-sparing strategies may be appropriate for patients receiving MEC or non-cisplatin HEC; limiting dexamethasone to day 1 only in these patients may be especially appropriate for patients with few identifiable risk factors for CINV or for those intolerant to corticosteroids (see the NCCN Guidelines for Antiemesis).<sup>103,161-167</sup> Dexamethasone is associated with side effects, such as insomnia.

The dosing for dexamethasone for the IV HEC and MEC regimens has been simplified. For the three-drug prophylactic olanzapine regimen—olanzapine plus palonosetron plus dexamethasone—for HEC and MEC,

the dose of dexamethasone was decreased to 12 mg orally (or intravenously) for day 1, because all the other antiemetic regimens use this dexamethasone dose on day 1. Previously, the panel had recommended a dexamethasone dose of 20 mg orally (or intravenously) on day 1 in the three-drug olanzapine regimen. For all the HEC regimens, the panel also simplified the dosing for delayed dexamethasone to 8 mg orally (or intravenously) daily on days 2 to 4 (previously, some of the HEC regimens had used twice-daily dosing of dexamethasone). The NCCN Panel recommends that if patients cannot tolerate dexamethasone, it can be replaced with olanzapine.

When dexamethasone is used with palonosetron for MEC, a randomized trial suggests that the dose of dexamethasone can be decreased to 8 mg on day 1 and also eliminated on days 2 to 3.<sup>103</sup> A similar phase 3 trial assessed palonosetron with dexamethasone on day 1 only versus palonosetron (day 1) with dexamethasone on days 1 to 3 in women receiving MEC regimens.<sup>165</sup> For women receiving dexamethasone on day 1 only (n = 166), the overall CR rates were 67.5% versus 71.1% for those receiving dexamethasone on days 1 to 3 (n = 166; difference -3.6% [95% CI, -13.5–6.3]). There was no difference in CR rates between the two regimens during the acute (0–24 hours post-chemotherapy; 88.6% vs. 84.3%; *P* = .262) and delayed phases (days 2–5; 68.7% vs. 77.7%; *P* = .116).<sup>165</sup>

### **Olanzapine**

Olanzapine is an atypical antipsychotic agent that is also useful as an antiemetic agent; it is an antagonist of multiple receptors involved in CINV, including dopamine, serotonin, histamine, and acetylcholine-muscarine.<sup>20</sup> A three-drug antiemetic regimen with olanzapine, dexamethasone, and palonosetron is effective for preventing acute and delayed emesis as described in the following sections.<sup>20,168-176</sup> An olanzapine-containing four-drug antiemetic regimen is also effective for preventing acute and



delayed emesis.<sup>177</sup> A Cochrane analysis also reported that olanzapine regimens are effective.<sup>178</sup> The NCCN Panel recommends (category 1) olanzapine-containing three-drug or four-drug antiemetic regimens for both HEC and MEC based on the clinical trial data as described in the following sections.<sup>37</sup> Olanzapine can be substituted for dexamethasone if patients cannot tolerate dexamethasone (eg, diabetics).

Common side effects with olanzapine include postural hypotension, anticholinergic side effects, fatigue, and sedation.<sup>179</sup> Olanzapine should be used with caution in elderly patients (see boxed warning/label indication regarding death in patients with dementia-related psychosis and additional warnings and precautions about type II diabetes and hyperglycemia).<sup>180</sup> Data suggest that a 5-mg dose of olanzapine may be considered, especially for elderly or oversedated patients.<sup>181-185</sup> Sedation is most notable on day 2 and improves over time. For this reason, bedtime administration is recommended unless olanzapine is administered as a premedication prior to anticancer therapy.

A single-arm, multi-center, phase 2 study, evaluating the efficacy and safety of the 5 mg dose of olanzapine in combination with an NK1 RA, a 5-HT<sub>3</sub> RA, and dexamethasone in gynecological cancer patients scheduled to be administered AUC ≥4 mg/ml/min carboplatin combination therapy (CBDCA), reported the combination to be an effective prophylactic antiemetic regimen.<sup>186</sup> Similarly, in a multi-center, randomized, double-blind, placebo-controlled phase 3 trial (J-FORCE) evaluating the efficacy of the 5 mg dose of olanzapine with a three-drug regimen for the prevention of CINV, patients received either olanzapine 5 mg PO or an oral placebo once daily on days 1 through 4 combined with aprepitant, palonosetron, and dexamethasone. The primary endpoint of the study (ie, the proportion of individuals who achieved a CR [the absence of vomiting and lack of rescue medication use in the delayed phase]) was met, as 79% of patients (95% CI 75-83) in the olanzapine group and 66% of those

in the placebo group (95% CI 61-71) exhibited a CR. It was concluded that to avoid unwanted sedation in select individuals, a 5mg dose of olanzapine may be suitable for combination with HEC antiemetic prophylaxis.<sup>187</sup> Finally, a dose of 2.5 mg of olanzapine may be considered if patients have excessive sedation with the 5-mg dose.

### *Three-Drug Regimen*

Several studies have reported favorable results following the addition of olanzapine to the antiemetic prophylaxis regimen for HEC agents.<sup>188-190</sup> A three-drug antiemetic regimen with olanzapine, dexamethasone, and palonosetron is effective for preventing acute and delayed emesis based on phase 3 trials, phase 2 trials, and meta-analyses.<sup>20,168-176</sup> A randomized phase 3 trial evaluated the effectiveness of an olanzapine (10 mg oral days 1–4) regimen versus an oral aprepitant (125 mg oral day 1, 80 mg oral days 2, 3) regimen with dexamethasone 8 mg on days 2 to 4 for preventing acute and delayed emesis in patients (N = 251) receiving HEC (cisplatin, or AC regimens); both treatment arms included palonosetron (0.25 mg IV) and dexamethasone administered on day 1.<sup>175</sup> The CR (no emesis, no rescue) rate was similar between the olanzapine and oral aprepitant regimens, both during the acute (97% vs. 87%) and delayed (77% vs. 73%) periods. The proportion of patients without nausea was similar for the acute period (87% in each study arm), but the olanzapine regimen was associated with a higher rate of nausea control during the delayed period (69% vs. 38%) compared with the oral aprepitant regimen.<sup>175</sup> A systematic review summarized the phase 1 and 2 studies of olanzapine for preventing acute and delayed emesis.<sup>20</sup> Across four studies (201 patients), the CR rate was 97.2%, 83.1%, and 82.8 % for the acute, delayed, and overall phases, respectively. Other studies have also shown the value of olanzapine for delayed, refractory, and breakthrough emesis and nausea.<sup>170-173,184</sup>



In a randomized, double-blind, placebo-controlled study conducted by Jeon and colleagues, to evaluate the efficacy of olanzapine in patients receiving MEC regimens, patients were randomized to receive either olanzapine or placebo in combination with palonosetron and dexamethasone. The primary endpoint of the study was CR during the acute phase, while the secondary endpoints included CR during the delayed and overall (0–120 hours) phases, proportion of significant nausea, use of rescue therapy, and impact on quality of life (PQOL). It was found that although the CRs were relatively similar across both treatment arms, the percentage of patients with significant nausea (17.2% vs. 44%;  $P=0.032$ ) and the use of rescue therapy was lower in the olanzapine group associated with an overall better QOL.<sup>191</sup>

Finally, in a systematic review and meta-analysis of 27 RCTs evaluating 12 antiemetic regimens, Yokoe and colleagues found that olanzapine-containing regimens were both efficacious and cost-effective for CINV associated with HEC regimens. Although, the combination of an NK1RA, palonosetron, and dexamethasone was found to be the most efficacious of the three-drug regimens, olanzapine, when substituted for an NK1RA, was reported to be a more cost-effective alternative. Overall, however, it was concluded that the four-drug olanzapine-containing regimen was the most effective to control CINV associated with HEC.<sup>192</sup> The NCCN Panel recommends (category 1) a prophylactic olanzapine-containing three-drug antiemetic regimen for both HEC and MEC based on the phase 3 and phase 2 trials.<sup>20,168-176</sup> As previously mentioned, the NCCN Panel recommends a dose of dexamethasone 12 mg orally (or intravenously) on day 1 for the three-drug antiemetic regimen with olanzapine/palonosetron/dexamethasone. The panel also agrees that palonosetron should be used in the three-drug olanzapine regimen; no data are available to support substituting any of the other 5-HT3 antagonists.

#### *Four-Drug Regimen*

A phase 3 randomized trial assessed adding olanzapine or placebo to an antiemetic regimen of oral aprepitant or fosaprepitant, a 5-HT3 antagonist, and dexamethasone for patients receiving HEC.<sup>177</sup> The four-drug regimen with olanzapine increased the CR rate (no emesis, no rescue) compared with placebo during three time periods (<24 hours after chemotherapy, 25–120 hours, and the overall 120 hours: 86% vs. 65% [ $P < .001$ ], 67% vs. 52% [ $P = .007$ ], and 64% vs. 41% [ $P < .001$ ], respectively). In addition, more patients receiving the four-drug olanzapine regimen had no chemotherapy-induced nausea compared with placebo during the three time periods (<24 hours after chemotherapy, 25–120 hours, and 120 hours: 74% vs. 45% [ $P = .002$ ], 42% vs. 25% [ $P = .002$ ], and 37% vs. 22% [ $P = .002$ ], respectively). FOND-O, a phase 3 randomized trial, assessed adding olanzapine to fosaprepitant, ondansetron, and dexamethasone in patients receiving HEC and hematopoietic transplantation.<sup>40</sup> The CR was 55% in patients receiving the four-drug olanzapine regimen versus 26% in those receiving the 3-drug regimen in the overall phase ( $P = .03$ ); the CR was 60.8% versus 30%, respectively, in the delayed phase ( $P = .001$ ).

Based on the trial by Navari and colleagues, the NCCN Panel recommends (category 1) the four-drug olanzapine antiemetic regimen for HEC.<sup>177</sup> A four-drug olanzapine regimen is also preferred (category 1) for patients with HEC based on trial data and clinical experience.<sup>177</sup> In addition, clinicians can consider switching patients to the four-drug olanzapine regimen if patients have significant emesis after the first cycle of HEC when receiving other antiemetic regimens such as: 1) NK1 RA-containing regimens; or 2) the three-drug olanzapine regimen (olanzapine/dexamethasone/palonosetron).<sup>37</sup> The panel agreed that any NK1 RA (ie, not just fosaprepitant or oral aprepitant) could be used in the four-drug HEC regimen on day 1 (olanzapine/NK1 RA/5-HT3/dexamethasone), because all of the NK1 RAs are effective if the appropriate dose is used. Thus, aprepitant injectable emulsion, oral



rolapitant, or NEPA may be used in the four-drug olanzapine regimen on day 1; however, none of these agents is continued on days 2 to 4.

## Treatment Issues

These NCCN Guidelines include a section on pharmacologic considerations for the different antiemetics describing: 1) the major classes of antiemetics; 2) clinical pearls associated with the different types of agents; and 3) possible drug-drug or drug-disease interactions among the different antiemetics, although these drug interactions are less likely to occur with short-term use of antiemetic agents (see *Pharmacologic Considerations for Antiemetic Prescribing* in the NCCN Guidelines for Antiemesis).

## Principles of Emesis Control

The goal of emesis control is to prevent nausea and/or vomiting (see *Principles of Emesis Control for the Cancer Patient* in the NCCN Guidelines for Antiemesis). Prophylactic antiemetic regimens should be chosen based on the drug with the highest emetic risk in the anticancer agent regimen, previous experience with antiemetics, and patient-specific risk factors.<sup>46</sup> Patients need to be protected throughout the entire period of risk, which lasts for at least 3 days for HEC and 2 days for MEC after the last dose of an anticancer agent. In addition to using antiemetic regimens, patients can adjust their eating habits and adopt other lifestyle measures that may alleviate nausea and/or vomiting (see *Eating Hints: Before, During, and After Cancer Treatment* from the National Cancer Institute).<sup>193</sup> Suggestions include eating small frequent meals, food that is easy on the stomach, full liquid foods, and food at room temperature; patients can also avoid foods that make them feel nauseated.

## Prevention of Acute and Delayed Emesis

To prevent acute emesis, antiemetic therapy should start before the administration of anticancer agents and then should cover the first 24

hours. In the NCCN Guidelines for Antiemesis, the specific prophylactic antiemetic regimens are described for patients receiving highly emetogenic parenteral drugs, moderately emetogenic parenteral drugs, low emetogenic parenteral drugs, and minimally emetogenic parenteral drugs. Prophylactic antiemetic regimens for oral chemotherapeutic agents are also described in the NCCN Guidelines. This section discusses emesis prevention before and after anticancer agent administration rather than primary treatment for ongoing emesis.

### **Decreasing Acute Emesis**

The NCCN Guidelines specify different prophylactic antiemetic regimens for cancer patients receiving anticancer agents of different emetogenic potential (ie, high, moderate, low, minimal). Prophylactic antiemetics should be administered before anticancer agents. The recommendations for prophylactic antiemetic treatment include drug dosages. The guidelines reflect accumulating experience with the different antiemetic agents, demonstrating their effectiveness in a range of doses. As previously mentioned, if patients receive prophylactic antiemetic regimens, emesis will be decreased but not completely prevented. More than 90% of patients receiving HEC without antiemetic prophylaxis will have episodes of vomiting. However, if patients receive prophylactic (preventive) antiemetic regimens before treatment with HEC, then only about 30% of these patients will vomit.<sup>7,9,10</sup>

Highly emetogenic parenteral drugs in the NCCN Guidelines include carboplatin (AUC  $\geq 4$ ), carmustine ( $>250$  mg/m<sup>2</sup>), cisplatin (any dose), cyclophosphamide ( $>1500$  mg/m<sup>2</sup>), dacarbazine (any dose), doxorubicin ( $\geq 60$  mg/m<sup>2</sup>), epirubicin ( $>90$  mg/m<sup>2</sup>), ifosfamide ( $\geq 2$  g/m<sup>2</sup> per dose), mechlorothamine (any dose), streptozocin (any dose), melphalan ( $\geq 140$  mg/m<sup>2</sup>), sacituzumab govitecan-hziy, or AC combination regimens at any dose (eg, cyclophosphamide plus either doxorubicin or epirubicin).



With reference to carboplatin, when dosed at an AUC of 4 or more, it is considered highly emetogenic; carboplatin at an AUC of less than 4, however, is considered moderately emetogenic.<sup>194</sup> Data show it is beneficial to add an NK1 RA to the two-drug regimen of 5-HT3 antagonist and dexamethasone for the prevention of CINV associated with carboplatin-based regimens.<sup>143,194-198</sup> All of the commercially available NK1 RAs have an FDA-approved indication for MEC, but older versions of NCCN Guidelines supported the addition of an NK1 RA only for select patients receiving MEC with additional CINV risk factors or for those who had failed previous therapy with a corticosteroid and 5-HT3 antagonist alone.

Several drugs listed as moderately emetogenic in the NCCN Guidelines may be highly emetogenic in certain patients (eg, carboplatin [AUC < 4], carmustine [ $\leq 250$  mg/m<sup>2</sup>], cyclophosphamide [ $\leq 1500$  mg/m<sup>2</sup>], dactinomycin, daunorubicin, doxorubicin [ $< 60$  mg/m<sup>2</sup>], epirubicin [ $\leq 90$  mg/m<sup>2</sup>], idarubicin, ifosfamide [ $< 2$  g/m<sup>2</sup>], irinotecan, methotrexate [ $\geq 250$  mg/m<sup>2</sup>], oxaliplatin, trabectedin). AC-based regimens were reclassified in 2011 as highly emetogenic in the ASCO antiemetic guidelines.<sup>88</sup>

### *Antiemetic Regimens for Parenteral HEC*

The NCCN Guidelines recommend three-drug and four-drug antiemetic regimen options (all are category 1) for patients receiving HEC, including 1) NK1 RA, a 5-HT3 RA, and dexamethasone; 2) olanzapine, palonosetron, and dexamethasone; or 3) olanzapine, an NK1 RA, a 5-HT3 RA, and dexamethasone.<sup>175,177</sup> The four-drug olanzapine regimen (olanzapine, NK1 RA, 5-HT3 RA, dexamethasone) is the preferred regimen for patients at high risk for emesis from parenteral anticancer agents (see *Olanzapine* in this Discussion). If needed, lorazepam, an H2 blocker, or a proton pump inhibitor may also be added (alone or in any combination) to all of these regimens.<sup>33,41,120</sup> Note that the regimens and doses are often modified on days 2 to 4 after anticancer agents.

Although it is not recommended as a single agent, lorazepam is a useful adjuvant because it decreases anxiety.<sup>41,154</sup> Lorazepam is also recommended for patients who are at risk for anticipatory nausea and/or vomiting (see *Anticipatory Emesis Prevention/Treatment* in the NCCN Guidelines for Antiemesis). Antacid therapy (eg, proton pump inhibitors, H2 blockers) should be considered if patients have dyspepsia, because patients sometimes have difficulty discriminating heartburn from nausea. If appropriate, lorazepam (0.5–2 mg every 6 hours on days 1–4; either oral, IV, or sublingual) may be used with each of these regimens.

For parenteral HEC, aprepitant is used at an oral dosage of 125 mg on day 1 and then 80 mg on days 2 and 3. When given with aprepitant, dexamethasone is used at a dosage of 12 mg on day 1; the dexamethasone dose can be oral or IV. Note that aprepitant injectable emulsion or IV fosaprepitant may be used instead of oral aprepitant on day 1 only. As previously discussed, a phase 3 randomized trial suggested that palonosetron is preferred over granisetron in combination with dexamethasone for HEC.<sup>68</sup> This trial has been criticized because: 1) the control arm was not adequately dosed; thus, the trial “stacked the deck” in favor of palonosetron; 2) a larger non-FDA-approved dose of palonosetron was used (ie, 0.75 mg IV); and 3) aprepitant was not used in this study. Therefore, the NCCN Guidelines do not recommend palonosetron as the preferred 5-HT3 antagonist for HEC. As previously noted, an alternative antiemetic regimen in the setting of parenteral HEC includes olanzapine (5–10 mg oral days 1–4), palonosetron (0.25 mg IV day 1 only), and dexamethasone (12 mg IV day 1 only).<sup>175</sup>

A Canadian meta-analysis suggested that the use of 5-HT3 antagonists (ie, ondansetron) on days 2 to 4 to prevent delayed emesis was not cost-effective; however, ondansetron (when used alone) did protect against delayed emesis in this meta-analysis.<sup>199</sup> Palonosetron was not assessed in



these studies. The NCCN Guidelines do not recommend a 5-HT3 antagonist for the prevention of CINV on days 2 to 4 for HEC.

### *Antiemetic Regimens for Parenteral MEC*

Agents that have been newly added under MEC include fam-trastuzumab deruxtecan-nxki, lurbinectedin, and melphalan at a dose less than 140 mg/m<sup>2</sup>. Interferon alfa was removed due to its lack of availability and sacituzumab govitecan-hziy was classified as HEC.

The NCCN Guidelines recommend two-drug and three-drug antiemetic regimens for parenteral MEC, including: 1) dexamethasone and a 5-HT3 antagonist with NK1 RAs, such as aprepitant (oral or injectable emulsion), fosaprepitant, netupitant, fosnetupitant, or oral rolapitant; 2) olanzapine, palonosetron, and dexamethasone; or 3) dexamethasone and a 5-HT3 antagonist (palonosetron or subcutaneous granisetron extended-release injection are preferred). If needed, lorazepam, an H2 blocker, or a proton pump inhibitor may be added (alone or in any combination) to these regimens.<sup>7</sup> Netupitant (or fosnetupitant) is only available combined with palonosetron (NEPA) and not as a single agent. As previously mentioned, an NK1 RA or olanzapine should be added (to dexamethasone and a 5-HT3 antagonist regimen) for select patients with additional risk factors or failure of previous therapy with a corticosteroid and 5-HT3 antagonist alone. These additional risk factors include younger age; female sex; anxiety and/or high pretreatment expectation of nausea and/or vomiting; and history of CINV, motion sickness, morning sickness during pregnancy, and little or no alcohol use.<sup>118</sup> IV fosaprepitant or aprepitant injectable emulsion may be substituted for oral aprepitant on day 1 only. The NCCN Guidelines recommend the use of 5-HT3 antagonists as one of several options to prevent delayed emesis for MEC. Any one of the 5-HT3 antagonists can be used in the first regimen for day 1; however, preferred 5-HT3s include palonosetron or subcutaneous granisetron

extended-release injection when an NK1 RA is not included, as previously mentioned.<sup>68,89</sup>

### *Antiemetic Regimens for Parenteral Low Emetic Risk Anticancer Agents*

Newly added agents under low emetic risk include brexucabtagene autoleucel, enfortumab vedotin ejfv (moved from MEC), mitomycin pyelocalyceal solution, and finally tafasitamab-cxix. Similarly, new agents under minimal emetic risk include daratumumab and hyaluronidase fihj, luspatercept-aamt, pertuzumab/trastuzumab and hyaluronidase-zzxf. Peginterferon was removed due to lack of availability.

The single-agent antiemetic regimens for low emetogenic risk parenteral anticancer agents include dexamethasone, prochlorperazine, metoclopramide, or orally administered 5-HT3 antagonists, such as granisetron, ondansetron, or dolasetron (see the NCCN Guidelines for Antiemesis). Lorazepam, an H2 blocker, or a proton pump inhibitor may also be added (alone or in any combination) to all of these agents.<sup>7</sup> When using prochlorperazine or metoclopramide, patients should be monitored for dystonic reactions.<sup>200-202</sup> Diphenhydramine can be used for the treatment of dystonic reactions.<sup>203,204</sup> Benzotropine may be used in patients who are allergic to diphenhydramine.<sup>201</sup> Amantadine is also an option for drug-induced dystonic reactions in patients who are intolerant of anticholinergic agents.<sup>205-208</sup>

### *Antiemetic Regimens for Oral Anticancer Agents*

The emetogenic potential of oral anticancer agents is shown in the NCCN Guidelines, which is updated every year with the new agents. Oral antiemetic prophylaxis is recommended for the following oral agents, which are of high or moderate emetic risk: altretamine, avapritinib, azacytidine, binimetinib, bosutinib (>400 mg/day), busulfan (≥4 mg/day), capmatinib, ceritinib, crizotinib, cyclophosphamide (≥100 mg/m<sup>2</sup>/day), dabrafenib, enasidenib, encorafenib, estramustine, etoposide, fedratinib,



imatinib (>400 mg/day), lenvatinib (>12 mg/day), lomustine (single day), midostaurin, mitotane, niraparib, olaparib, procarbazine, rucaparib, selinexor, and temozolomide (>75 mg/m<sup>2</sup>/day or ≤75 mg/m<sup>2</sup>/day with concurrent radiotherapy). Newly added agents under minimal to low emetic risk agents include: bosutinib (≤400 mg/day), decitabine and cedazuridine, imatinib (≤400 mg/day), lenvatinib (≤12 mg/day), pemigatinib, pexidartinib, pralsetinib, ripretinib, selpercatinib, tazemetostat, and tucatinib. PRN management of nausea/vomiting is recommended following the administration of minimal to low emetic risk oral anticancer agents.

For high or moderate emetic risk oral anticancer agents, recommended prophylaxis includes single-agent antiemetic therapy with granisetron, ondansetron, or dolasetron. For low or minimal emetic risk oral anticancer agents, recommended oral agents are given on an as-needed basis only (ie, PRN) and include granisetron, ondansetron, dolasetron, metoclopramide, or prochlorperazine; the NCCN Panel previously deleted haloperidol. Lorazepam, an H2 blocker, or a proton pump inhibitor may also be added (alone or in any combination) if needed to all of these high/moderate or low/minimal emetic risk regimens.<sup>7</sup> Some patients receiving oral anticancer agents of low/minimal emetogenicity may experience nausea and/or vomiting; these patients should be escalated to the next higher level of antiemetic therapy in future cycles of anticancer agents.

### ***Decreasing Delayed Nausea and/or Emesis***

#### ***Delayed Nausea***

Many antiemetic regimens are very useful for decreasing vomiting but are less useful for decreasing delayed nausea that many patients experience when taking emetogenic anticancer agents.<sup>12,21,25,46</sup> Patients rank nausea as more of a problem than vomiting.<sup>12</sup> Data suggest that oral rolapitant and netupitant are effective at decreasing delayed nausea.<sup>137,139,143,144</sup>

Palonosetron and subcutaneous granisetron extended-release injection are the preferred 5-HT<sub>3</sub> antagonists for preventing delayed nausea associated with MEC.

A phase 3 randomized trial assessed adding olanzapine or placebo to an antiemetic regimen of fosaprepitant or oral aprepitant, a 5-HT<sub>3</sub> antagonist, and dexamethasone for patients receiving HEC.<sup>177</sup> More patients receiving the 4-drug regimen with olanzapine had no anticancer agent–induced nausea compared with placebo during the delayed time period (ie, 25–120 hours, 42% vs. 25% [ $P = .002$ ]). Nausea was also reduced with the 4-drug regimen with olanzapine during the acute phase and the overall time period compared with placebo. The 4-drug regimen with olanzapine increased the CR rate (no emesis, no rescue) during the delayed time period compared with placebo (67% vs. 52%;  $P = .007$ ). The 3-drug olanzapine/dexamethasone/palonosetron regimen was associated with a higher rate of nausea control during the delayed period (69% vs. 38%) compared with the 3-drug oral aprepitant regimen (with palonosetron and dexamethasone).<sup>175</sup> However, the proportion of patients without nausea was similar for the acute period (87% in each study arm).<sup>175</sup> Therefore, olanzapine seems especially effective for decreasing nausea.

#### ***Delayed Emesis***

The best management for delayed emesis is prevention.<sup>209</sup> A survey among oncology nurses found that there is low adherence (only 25%) to antiemetic guidelines for preventing delayed emesis.<sup>210</sup> For HEC, the prophylactic antiemetic treatment on days 2 to 4 depends on which antiemetics were used on day 1. Fosaprepitant, aprepitant injectable emulsion, oral rolapitant, granisetron extended-release injection, granisetron transdermal patch, palonosetron, or NEPA are used on day 1 only, because they are effective for an extended period of time. If oral olanzapine was used on day 1 for HEC, then oral olanzapine is continued on days 2 to 4. If oral aprepitant was used on day 1 for HEC, then oral



aprepitant is continued on days 2 and 3. Dexamethasone may be continued on days 2 to 4 for HEC, depending on the regimen. However, 5-HT<sub>3</sub> antagonists are given on day 1 only for HEC. There are several possible HEC antiemetic regimens on days 2 to 4, including: 1) oral aprepitant (if used on day 1) with dexamethasone and with or without olanzapine; or 2) olanzapine only. If needed, each of these regimens may also include lorazepam, an H<sub>2</sub> blocker, or a proton pump inhibitor (alone or in any combination).<sup>7</sup>

The antiemetic regimens in the NCCN Guidelines include different options on days 2 to 3 for MEC, including single-agent therapy.<sup>33,41,209</sup> Antiemetic treatment on days 2 to 3 depends on which antiemetic regimens were used on day 1. If oral aprepitant or olanzapine was used on day 1, then oral aprepitant or olanzapine is continued on days 2 and 3. However, granisetron extended-release injection, granisetron transdermal patch, palonosetron, aprepitant injectable emulsion, fosaprepitant, oral rolapitant, or NEPA are not given on days 2 and 3.<sup>70</sup> There are several possible MEC antiemetic regimens for days 2 to 3, including: 1) oral aprepitant (if used on day 1) with or without dexamethasone; 2) dexamethasone only; 3) ondansetron, granisetron, or dolasetron only (if no NK1 RA, granisetron extended-release injection, granisetron transdermal patch, or palonosetron was given on day 1); or 4) olanzapine only.<sup>209</sup> If needed, each of these regimens may also include lorazepam, an H<sub>2</sub> blocker, or a proton pump inhibitor (alone or in any combination).<sup>7</sup> The doses are decreased when used on days 2 to 3 for oral aprepitant (80 mg oral) and dexamethasone (8 mg oral or IV) compared with the doses given on day 1. However, the dose of olanzapine is not decreased on days 2 and 3.

### **Breakthrough Nausea and/or Vomiting Treatment**

Breakthrough nausea or emesis presents a difficult situation because refractory ongoing nausea and/or vomiting is often challenging to reverse (see *Principles for Managing Breakthrough Emesis* in the NCCN

Guidelines for Antiemesis). Generally, it is much easier to prevent nausea and/or vomiting than to treat it, which is why the NCCN Guidelines recommend prophylactic antiemesis regimens. Routine around-the-clock administration of antiemetics is recommended to prevent emesis, rather than PRN (as needed) dosing. The general principle of breakthrough treatment is to add an additional agent as needed from a different drug class.<sup>33</sup> Some patients may require several agents each with a different mechanism of action. The oral route may not be feasible because of ongoing vomiting; therefore, rectal, topical, subcutaneous, or IV therapy is often required. Multiple concurrent agents, perhaps in alternating schedules or by alternating routes, may be necessary. Another option is to consider changing from the current NK1-containing regimen to an olanzapine-containing regimen, or vice versa, prior to the next cycle of anticancer agents. Olanzapine is possibly more effective than NK1-antagonist-containing regimens for preventing nausea.<sup>20,175,176</sup> Switching to a different 5-HT<sub>3</sub> RA and/or NK1 RA with a different pharmacokinetic/pharmacodynamic profile is another option, although there is only anecdotal evidence that this may be helpful.

In a randomized phase 3 trial, the effectiveness of olanzapine (10 mg/day oral for 3 days) as treatment for breakthrough emesis was compared with metoclopramide in patients treated with HEC who developed breakthrough emesis or nausea despite antiemetic prophylaxis with palonosetron, dexamethasone, and fosaprepitant (n = 108 evaluable).<sup>211</sup> Patients were observed for emesis and nausea during the 72 hours after treatment with olanzapine or metoclopramide. During this observation period, more patients had no emesis (70% vs. 31%; *P* < .01) and no nausea (68% vs. 23%; *P* < .01) with olanzapine than with metoclopramide.<sup>211</sup> Thus, olanzapine was more effective in controlling breakthrough emesis and nausea compared with metoclopramide in this patient population. The MASCC/ESMO and ASCO Guidelines recommend olanzapine for breakthrough emesis.<sup>34,212</sup> The NCCN Panel recommends olanzapine





(category 1; preferred) for breakthrough emesis if olanzapine was not used on days 1 to 4 as part of a prophylactic regimen. This category 1 recommendation is based on the magnitude of superiority of olanzapine over metoclopramide in the randomized phase 3 trial.<sup>211</sup> Other recommended treatment options for breakthrough emesis may be added to the current antiemetic regimen such as metoclopramide, haloperidol, scopolamine transdermal patch, corticosteroids, cannabinoids, and lorazepam. It should be noted that haloperidol may prolong the QT interval on the ECG.

Dronabinol and nabilone are cannabinoids that are approved by the FDA for refractory nausea and vomiting when patients have not responded to conventional antiemetics. Note that dronabinol oral solution (5 mg/mL) and dronabinol capsules are not bioequivalent. Dronabinol oral solution has greater oral bioavailability than dronabinol capsules (2.1 mg oral solution = 2.5 mg capsules).<sup>213</sup> Recommended starting doses are dronabinol oral solution (4.2 mg/m<sup>2</sup>) or dronabinol capsules (5 mg/m<sup>2</sup>) both given three to four times daily. Lower doses are recommended in elderly patients.

Before administering the next cycle of anticancer agents, the patient should be reassessed for other possible reasons for breakthrough emesis with the current cycle that are not related to anticancer agents, including brain metastases, electrolyte abnormalities, tumor infiltration of the bowel or other GI abnormality, and other comorbidities (see *Principles for Managing Breakthrough Emesis* and *Principles of Emesis Control for the Cancer Patient* in the NCCN Guidelines for Antiemesis). Adequate hydration or fluid repletion should be ensured, and any possible electrolyte abnormalities should be assessed and corrected. If the antiemetic regimen (both on day 1 and days 2–4) did not protect the patient during the present cycle, the antiemetic regimen should be assessed and alternatives should be considered before the next cycle of anticancer agents (see *Principles for Managing Breakthrough Emesis* in the NCCN Guidelines for

Antiemesis). Because patients sometimes have difficulty discriminating heartburn from nausea, addition of antacid therapy should be considered, such as proton pump inhibitors and H2 blockers.

### **Radiation-Induced Nausea and/or Vomiting**

Antiemetic prophylaxis for RT-induced nausea and/or vomiting is based on the site of RT and whether it is combined with anticancer agents.<sup>37,38,214,215</sup> When RT is combined with anticancer agents, prophylaxis is dictated by the emetogenic potential of the anticancer agent regimen.<sup>216</sup> ASCO and MASCC/ESMO guidelines state that total body irradiation is associated with the highest risk for emesis and that upper abdominal RT is associated with moderate risk.<sup>37,38,217</sup> A meta-analysis suggests that 5-HT<sub>3</sub> antagonists are the preferred agents for preventing RT-induced vomiting.<sup>218</sup>

Patients undergoing RT to the upper abdomen may receive antiemetic prophylaxis with oral ondansetron or oral granisetron, with or without oral dexamethasone.<sup>10,38</sup> A randomized trial compared oral ondansetron with placebo in patients receiving daily fractionated radiotherapy including the abdomen. In this study, 67% of patients given ondansetron had complete control of emesis compared with 45% of patients who received placebo ( $P < .05$ ).<sup>219</sup> A randomized trial showed that the addition of oral dexamethasone (4 mg daily) to the ondansetron regimen decreases emesis and nausea, although the effect was modest.<sup>220</sup> Patients receiving ondansetron/dexamethasone had better complete control of emesis (23% vs. 12%;  $P = .02$ ) and a lower average nausea score (0.28 vs. 0.39;  $P = .03$ ) compared with those receiving ondansetron alone. Another randomized trial in patients receiving radiotherapy to the upper abdomen found that oral granisetron decreased emesis and nausea compared with placebo.<sup>221</sup>

The NCCN Panel recommends that patients undergoing total body irradiation or upper abdomen RT receive antiemetic prophylaxis with either



oral ondansetron or oral granisetron; either agent can be given with or without oral dexamethasone.<sup>10,38,222</sup> Treatment of breakthrough RT-induced emesis is similar to anticancer agent–induced emesis. Patients who experience breakthrough nausea and/or vomiting may be treated with a different class of agent, or with ondansetron or granisetron if they did not receive primary prophylaxis (see *Breakthrough Treatment for Anticancer Therapy-Induced Nausea/Vomiting* in the NCCN Guidelines for Antiemesis).

### Anticipatory Nausea and/or Vomiting

About 20% of patients develop anticipatory nausea and/or vomiting.<sup>223</sup> However, the rate of anticipatory nausea and/or vomiting appears to be decreasing with current use of more effective antiemetic regimens compared with older studies.<sup>10</sup> The most effective way to treat anticipatory nausea and/or vomiting is to prevent it by using optimal antiemetic therapy during every cycle of treatment.<sup>33,37,224,225</sup> Behavioral therapy has been used in patients with anticipatory nausea and/or vomiting.<sup>37,226-231</sup> Systematic desensitization may also be helpful.<sup>227</sup> Hypnosis with guided imagery is another behavioral technique that has shown some success in treating this condition.<sup>228</sup>

The antianxiety agent lorazepam has been combined with antiemetics for anticipatory nausea and/or vomiting.<sup>225,232,233</sup> The usual starting dose of lorazepam for anxiety is 0.5 to 2 mg orally, beginning on the night before treatment and then repeated the next day 1 to 2 hours before treatment begins with anticancer agents. The usual starting dose of lorazepam is 0.5 mg orally for treatment of anxiety in patients who are elderly, those with debilitating disease, and those with advanced liver disease (see prescribing information). This dose may be gradually increased if needed. Note that the elderly are especially sensitive to the effects of benzodiazepines. The dose should be gradually reduced when decreasing or discontinuing lorazepam therapy.

The NCCN Panel recommends behavioral therapy options for anticipatory nausea and/or vomiting including yoga, cognitive distraction, relaxation exercises (eg, music therapy), and biofeedback (see the NCCN Guidelines for Antiemesis). The panel also recommends lorazepam and acupuncture. Lorazepam should be used with caution in patients receiving scheduled opioids because of the increased risk of respiratory depression. The NCCN Guidelines also recommend that patients avoid strong smells that may precipitate symptoms.

### Multiday Emetogenic Anticancer Agent Regimens

Patients receiving multiday anticancer agents are at risk for both acute and delayed nausea and/or vomiting based on the emetogenic potential of the individual anticancer agents and their sequence.<sup>33,234-238</sup> It is difficult to recommend a specific antiemetic regimen for each day, especially because acute and delayed emesis may overlap after the initial day of the anticancer therapy until the last day. The period of risk for delayed emesis following completion of the anticancer agents also depends on the specific regimen and the emetogenic potential of the last anticancer agent administered in the regimen. For multidrug regimens, antiemetic therapy should be selected based on the drug with the highest emetic risk.<sup>37</sup> General principles for managing multiday emetogenic chemotherapy regimens recommended by the NCCN Panel are described in the algorithm (see *Principles of Managing Multiday Emetogenic Chemotherapy Regimens* in the NCCN Guidelines for Antiemesis).

A meta-analysis reported that a three-drug regimen with 5-HT<sub>3</sub> RA, oral aprepitant, and dexamethasone was useful for decreasing emesis with multiday cisplatin regimens.<sup>239</sup> For antiemetic prophylaxis of multiday emetogenic anticancer agent regimens (eg, cisplatin-containing regimens), the combination of a 5-HT<sub>3</sub> antagonist with dexamethasone was previously recommended in the 2011 MASCC/ESMO guidelines.<sup>10,33</sup> The NCCN Guidelines and 2017 MASCC/ESMO guidelines currently



recommend a three-drug regimen. For single-day systemic therapy regimens, category 1 evidence is available for aprepitant, aprepitant injectable emulsion, fosaprepitant, netupitant, fosnetupitant, or rolapitant administered in combination with a 5-HT<sub>3</sub> RA and corticosteroid. The clinical trial data to support these recommendations are described in the following sections.

### **Dexamethasone**

Dexamethasone should be administered once daily in the morning either orally or intravenously for every day of MEC or HEC and continued for 2 to 3 days for anticancer agent regimens that are likely to cause significant delayed emesis. However, dexamethasone should not be added when the anticancer regimen already includes a corticosteroid. The NCCN Panel does not recommend the use of corticosteroids in antiemetic regimens for 3 to 5 days before and 90 days after CAR T-cell therapies, because corticosteroids may decrease the persistence of the CAR T-cell population.<sup>240,241</sup> All of the immune checkpoint inhibitors are of minimal emetic risk. Dexamethasone-sparing strategies or replacing dexamethasone with olanzapine are options for patients who cannot tolerate corticosteroids.<sup>162,163</sup>

### **5-HT<sub>3</sub> Antagonists**

For multiday anticancer regimens, a 5-HT<sub>3</sub> antagonist should be administered each day before the first dose of MEC or HEC. IV palonosetron, subcutaneous granisetron, or transdermal granisetron may be used before the start of a three-day anticancer regimen instead of multiple daily doses of oral or IV 5-HT<sub>3</sub> antagonists.<sup>242,243</sup> It is not known whether repeat dosing with subcutaneous granisetron for multiday regimens would be effective. Repeat dosing of palonosetron (0.25 mg IV) is likely to be safe, based on the dose-ranging phase 2 trial and the three phase 3 trials using palonosetron as a single fixed dose (0.75 mg IV).<sup>67,69,70,244</sup> Compared to the approved dose of palonosetron of 0.25 mg

IV, these higher doses were not associated with significantly different adverse events.

The need for repeat dosing with palonosetron, either daily or less frequently, in the setting of multiday anticancer regimens is not yet known. In one study, patients receiving highly emetogenic multiday cisplatin-based therapy for testicular cancer (N = 41) received multiday dosing of palonosetron (0.25 mg IV on days 1, 3, and 5) and dexamethasone, which prevented nausea and emesis in most patients on days 1 to 5 (51%) and on days 6 to 9 (83%); the most common adverse events were mild headache and constipation.<sup>245</sup> A study assessed palonosetron given for 1, 2, or 3 days in combination with dexamethasone for patients receiving multiday high-dose anticancer regimens prior to hematopoietic cell transplantation for multiple myeloma (N = 73); during the 7-day emesis prevention period, about 40% to 45% of patients had no emesis (with no differences observed between palonosetron treatment groups), and no serious adverse events were reported. However, even among the patients who received either 2 or 3 days of palonosetron, only 20% had a CR (ie, emesis free without rescue medication).<sup>117</sup> Another study found that a palonosetron/dexamethasone regimen appeared to be more effective for multiday anticancer therapy than an ondansetron/dexamethasone regimen; patients received a second dose of palonosetron for breakthrough emesis, which was effective in 67% of patients who experienced nausea or vomiting.<sup>242</sup> A review also cited the value of palonosetron for patients receiving multiday anticancer therapy.<sup>246</sup> Further studies are needed to define whether a need exists for repeat dosing of palonosetron in the setting of multiday anticancer therapy.

### **NK1 RAs**

The potential role of NK1 RAs in the antiemetic management of multiday anticancer therapy has been investigated in several studies.<sup>144,212,247-249</sup> In a randomized phase 3 trial, the efficacy of adding oral aprepitant (vs.



placebo) to an antiemetic regimen with a 5-HT<sub>3</sub> antagonist and dexamethasone was evaluated in patients with testicular cancer undergoing two cycles of a five-day cisplatin combination therapy regimen (n = 69 evaluable).<sup>247</sup> Patients were randomized to receive oral aprepitant (125 mg oral day 3, 80 mg oral days 4–7) or placebo, combined with a 5-HT<sub>3</sub> antagonist (days 1–5) and dexamethasone (20 mg days 1, 2) during the first cycle, and then crossed over to the opposite antiemetic regimen during the second cycle of anticancer therapy. Thus, patients served as their own controls after receiving either oral aprepitant or placebo for cycle 1. Palonosetron was excluded from the options for 5-HT<sub>3</sub> antagonists due to its longer half-life.<sup>247</sup> The primary endpoint of the study was CR (no emetic episodes and no rescue medication) during the overall study period (days 1–8). The CR rate for the overall study period was significantly higher with oral aprepitant compared with placebo (42% vs. 13%;  $P < .001$ ). The CR rates were also higher with oral aprepitant during the acute phase (days 1–5; 47% vs. 15%;  $P < .001$ ) and delayed phase (days 6–8; 63% vs. 35%;  $P < .001$ ).<sup>247</sup> No statistically significant differences were observed between treatment regimens in terms of nausea (based on patient-reported visual analog scale). Importantly, no increase in toxicity with oral aprepitant compared with placebo was reported.<sup>247</sup>

The addition of oral aprepitant to granisetron and dexamethasone was evaluated in patients receiving multiday HEC and MEC (N = 78). In this study, the three-drug antiemetic regimen was given during anticancer therapy; oral aprepitant and dexamethasone were given for an additional 2 days following anticancer therapy.<sup>249</sup> A CR (during the time period from day 1 until 5 days after anticancer therapy) was observed in 58% and 73% of patients who received antiemetic regimens for HEC and MEC, respectively.<sup>249</sup> In a multicenter phase 2 study, an extended 7-day regimen with oral aprepitant (125 mg oral day 1, 80 mg oral days 2–7) combined with a 5-HT<sub>3</sub> antagonist (days 1–5) and dexamethasone (8 mg oral days

1–8) was evaluated in patients with germ cell tumors undergoing anticancer therapy cycles with 5-day cisplatin-based regimens (N = 50).<sup>248</sup> During cycle 1 of anticancer therapy, 96% of patients had no emesis on day 1 and 82% had no emesis during days 1 to 7. In addition, 71% had no nausea on day 1 of cycle 1, and 27% had no nausea during days 1 to 7. More than 80% of patients had no emesis on any given day of any given anticancer therapy cycle. No unexpected or serious adverse events were reported.<sup>248</sup>

NK1 antagonists may be used for multiday anticancer therapy likely to be moderately or highly emetogenic and associated with significant risk for delayed nausea and emesis. As per the labeled indication, 125 mg of oral aprepitant should be administered 1 hour prior to anticancer therapy on day 1, along with a 5-HT<sub>3</sub> antagonist and dexamethasone. Oral aprepitant 80 mg should be administered daily on days 2 and 3 after the start of anticancer therapy along with dexamethasone.<sup>234</sup> Repeated dosing of oral aprepitant over multiple cycles of cisplatin-based therapy appears to be feasible and well tolerated; importantly, protection from emesis and from significant nausea was maintained during the subsequent cycles of emetogenic anticancer therapy.<sup>234,247</sup> Based on smaller studies, oral aprepitant 80 mg may be safely administered beyond day 3 of initiating anticancer therapy.<sup>128,248</sup> Alternatively, for HEC regimens, aprepitant injectable emulsion 130 mg IV or fosaprepitant 150 mg IV with dexamethasone may be given on day 1, with no need for oral aprepitant on days 2 and 3, with recommended dosing of dexamethasone on days 2 to 4. Data are not available for repeat dosing of fosaprepitant, aprepitant injectable emulsion, NEPA, or oral rolapitant.

## Summary

The NCCN Guidelines for Antiemesis provide an overview of the principles for preventing or substantially decreasing anticancer agent–induced or RT-induced nausea and/or vomiting, and provide recommendations for



prophylactic antiemetic regimens based on the emetogenic potential of anticancer agents. Prophylactic antiemetic regimens are recommended for patients who will receive emetogenic anticancer agents, because it is harder to control nausea and/or vomiting once it has started. Although vomiting can often be prevented or substantially decreased by using prophylactic antiemetic regimens, nausea is harder to control. This Discussion text for antiemesis describes the recent updates in greater detail, in particular the clinical trial data and references that support the NCCN Panel's recommendations in the algorithm.

For the 2021 update, the major additions and revisions to the guideline are detailed as follows. The NCCN Panel added other potential causes of nausea and/or vomiting in patients with cancer, including cannabinoid hyperemesis syndrome, rapid opioid withdrawal, and pancreatitis. New anticancer agents were added to the various emetogenic categories and existing regimens were re-classified based on clinical experience. Under parenteral HEC regimens, sacituzumab govitecan-hziy and melphalan ( $\geq 140$  mg/m<sup>2</sup>) were added. Fam-trastuzumab deruxtecan-nxki was classified under parenteral MEC and lurbinectedin and melphalan  $< 140$  mg/m<sup>2</sup> were also added under this category. Enfortumab vedotin ejfv was moved under parenteral low emetic risk regimens and brexucabtagene autoleucel, isatuximab-irfc, mitomycin pyelocalyceal solution, and tafasitamab-cxix were also added under this category. Under parenteral minimal emetic risk agents, daratumumab and hyaluronidase-fihj, luspatercept-aamt, pertuzumab/trastuzumab and hyaluronidase-zzxf were added. Interferon alfa and peginterferon were removed due to lack of availability. For patients with severe nausea, the NCCN Panel clarified that olanzapine-containing regimens may be useful. Under oral anticancer agents with moderate to high emetic risk, azacytidine, bosutinib ( $> 400$  mg/day), capmatinib, fedratinib, imatinib ( $> 400$  mg/day), and lenvatinib ( $> 12$  mg/day) were added. Bosutinib ( $\leq 400$  mg/day), decitabine and cedazuridine, imatinib ( $\leq 400$  mg/day), lenvatinib ( $\leq 12$  mg/day),

pemigatinib, pexidartinib, pralsetinib, ripretinib, selpercatinib, tazemetostat, and tucatinib were added under oral anticancer agents with minimal to low emetic risk. Finally, phase 3 data was added to support the use of a 5 mg dose of olanzapine for antiemetic prophylaxis prior to HEC and MEC, especially for elderly and oversedated patients. The NCCN Panel recommends administration of olanzapine at bedtime due to the effect of sedation.

**References**

1. Navari RM, Aapro M. Antiemetic prophylaxis for chemotherapy-induced nausea and vomiting. *N Engl J Med* 2016;374:1356-1367. Available at: <https://www.ncbi.nlm.nih.gov/pubmed/27050207>.
2. McDonagh M, Peterson K, Thakurta S. Consideration of Evidence on Antiemetic Drugs for Nausea and Vomiting Associated with Chemotherapy or Radiation Therapy in Adults. Rockville (MD): Agency for Healthcare Research and Quality (US); 2010 Jul.
3. Laszlo J. Emesis as limiting toxicity in cancer chemotherapy. In: Laszlo J, ed. *Antiemetics and Cancer Chemotherapy*. Baltimore, Maryland: Williams & Wilkins; 1983:1-5.
4. Ingle RJ, Burish TG, Wallston KA. Conditionability of cancer chemotherapy patients. *Oncol Nurs Forum* 1984;11:97-102. Available at: <https://www.ncbi.nlm.nih.gov/pubmed/6566342>.
5. Mitchell EP. Gastrointestinal toxicity of chemotherapeutic agents. *Semin Oncol* 1992;19:566-579. Available at: <https://www.ncbi.nlm.nih.gov/pubmed/1411654>.
6. Richardson JL, Marks G, Levine A. The influence of symptoms of disease and side effects of treatment on compliance with cancer therapy. *J Clin Oncol* 1988;6:1746-1752. Available at: <https://www.ncbi.nlm.nih.gov/pubmed/3183704>.
7. Herrstedt J. Antiemetics: an update and the MASCC guidelines applied in clinical practice. *Nat Clin Pract Oncol* 2008;5:32-43. Available at: <https://www.ncbi.nlm.nih.gov/pubmed/18097455>.
8. Hesketh PJ, Grunberg SM, Herrstedt J, et al. Combined data from two phase III trials of the NK1 antagonist aprepitant plus a 5HT<sub>3</sub> antagonist and a corticosteroid for prevention of chemotherapy-induced nausea and vomiting: effect of gender on treatment response. *Support Care Cancer* 2006;14:354-360. Available at: <https://www.ncbi.nlm.nih.gov/pubmed/16450086>.
9. Hesketh PJ, Kris MG, Grunberg SM, et al. Proposal for classifying the acute emetogenicity of cancer chemotherapy. *J Clin Oncol* 1997;15:103-109. Available at: <https://www.ncbi.nlm.nih.gov/pubmed/8996130>.
10. Roila F, Herrstedt J, Aapro M, et al. Guideline update for MASCC and ESMO in the prevention of chemotherapy- and radiotherapy-induced nausea and vomiting: results of the Perugia consensus conference. *Ann Oncol* 2010;21 Suppl 5:v232-243. Available at: <https://www.ncbi.nlm.nih.gov/pubmed/20555089>.
11. Grunberg SM, Deuson RR, Mavros P, et al. Incidence of chemotherapy-induced nausea and emesis after modern antiemetics. *Cancer* 2004;100:2261-2268. Available at: <https://www.ncbi.nlm.nih.gov/pubmed/15139073>.
12. Ng TL, Hutton B, Clemons M. Chemotherapy-induced nausea and vomiting: Time for more emphasis on nausea? *Oncologist* 2015;20:576-583. Available at: <https://www.ncbi.nlm.nih.gov/pubmed/25948677>.
13. Boccia RV, Gordan LN, Clark G, et al. Efficacy and tolerability of transdermal granisetron for the control of chemotherapy-induced nausea and vomiting associated with moderately and highly emetogenic multi-day chemotherapy: a randomized, double-blind, phase III study. *Support Care Cancer* 2010. Available at: <http://www.ncbi.nlm.nih.gov/pubmed/20835873>.
14. Roscoe JA, Morrow GR, Colagiuri B, et al. Insight in the prediction of chemotherapy-induced nausea. *Support Care Cancer* 2010;18:869-876. Available at: <https://www.ncbi.nlm.nih.gov/pubmed/19701781>.
15. American Gastroenterological Association. American Gastroenterological Association medical position statement: nausea and vomiting. *Gastroenterology* 2001;120:261-263. Available at: <https://www.ncbi.nlm.nih.gov/pubmed/11208735>.
16. Craig JB, Powell BL. The management of nausea and vomiting in clinical oncology. *Am J Med Sci* 1987;293:34-44. Available at: <https://www.ncbi.nlm.nih.gov/pubmed/3544842>.



17. Borison HL, Wang SC. Physiology and pharmacology of vomiting. *Pharmacol Rev* 1953;5:193-230. Available at: <https://www.ncbi.nlm.nih.gov/pubmed/13064033>.
18. Seigel LJ, Longo DL. The control of chemotherapy-induced emesis. *Ann Intern Med* 1981;95:352-359. Available at: <https://www.ncbi.nlm.nih.gov/pubmed/7023313>.
19. Dodds LJ. The control of cancer chemotherapy-induced nausea and vomiting. *J Clin Hosp Pharm* 1985;10:143-166. Available at: <https://www.ncbi.nlm.nih.gov/pubmed/2862166>.
20. Chow R, Chiu L, Navari R, et al. Efficacy and safety of olanzapine for the prophylaxis of chemotherapy-induced nausea and vomiting (CINV) as reported in phase I and II studies: a systematic review. *Support Care Cancer* 2016;24:1001-1008. Available at: <https://www.ncbi.nlm.nih.gov/pubmed/26530228>.
21. Morrow GR, Navari RM, Rugo HS. Clinical roundtable monograph: New data in emerging treatment options for chemotherapy-induced nausea and vomiting. *Clin Adv Hematol Oncol* 2014;12:1-14; quiz 15. Available at: <https://www.ncbi.nlm.nih.gov/pubmed/24874107>.
22. Boccia RV, Gordan LN, Clark G, et al. Efficacy and tolerability of transdermal granisetron for the control of chemotherapy-induced nausea and vomiting associated with moderately and highly emetogenic multi-day chemotherapy: a randomized, double-blind, phase III study. *Support Care Cancer* 2011;19:1609-1617. Available at: <https://www.ncbi.nlm.nih.gov/pubmed/20835873>.
23. Aapro MS. Palonosetron as an anti-emetic and anti-nausea agent in oncology. *Ther Clin Risk Manag* 2007;3:1009-1020. Available at: <http://www.ncbi.nlm.nih.gov/pubmed/18516316>.
24. Hickok JT, Roscoe JA, Morrow GR, et al. 5-Hydroxytryptamine-receptor antagonists versus prochlorperazine for control of delayed nausea caused by doxorubicin: a URCC CCOP randomised controlled trial. *Lancet Oncol* 2005;6:765-772. Available at: <https://www.ncbi.nlm.nih.gov/pubmed/16198982>.
25. Singh P, Yoon SS, Kuo B. Nausea: a review of pathophysiology and therapeutics. *Therap Adv Gastroenterol* 2016;9:98-112. Available at: <https://www.ncbi.nlm.nih.gov/pubmed/26770271>.
26. Quigley EM, Hasler WL, Parkman HP. AGA technical review on nausea and vomiting. *Gastroenterology* 2001;120:263-286. Available at: <https://www.ncbi.nlm.nih.gov/pubmed/11208736>.
27. Warr DG, Street JC, Carides AD. Evaluation of risk factors predictive of nausea and vomiting with current standard-of-care antiemetic treatment: analysis of phase 3 trial of aprepitant in patients receiving adriamycin-cyclophosphamide-based chemotherapy. *Support Care Cancer* 2011;19:807-813. Available at: <https://www.ncbi.nlm.nih.gov/pubmed/20461438>.
28. Kris MG, Gralla RJ, Clark RA, et al. Incidence, course, and severity of delayed nausea and vomiting following the administration of high-dose cisplatin. *J Clin Oncol* 1985;3:1379-1384. Available at: <https://www.ncbi.nlm.nih.gov/pubmed/4045527>.
29. Roila F, Boschetti E, Tonato M, et al. Predictive factors of delayed emesis in cisplatin-treated patients and antiemetic activity and tolerability of metoclopramide or dexamethasone. A randomized single-blind study. *Am J Clin Oncol* 1991;14:238-242. Available at: <https://www.ncbi.nlm.nih.gov/pubmed/2031511>.
30. Moher D, Arthur AZ, Pater JL. Anticipatory nausea and/or vomiting. *Cancer Treat Rev* 1984;11:257-264. Available at: <https://www.ncbi.nlm.nih.gov/pubmed/6151870>.
31. Jacobsen PB, Redd WH. The development and management of chemotherapy-related anticipatory nausea and vomiting. *Cancer Invest* 1988;6:329-336. Available at: <https://www.ncbi.nlm.nih.gov/pubmed/3048577>.
32. Morrow GR. Clinical characteristics associated with the development of anticipatory nausea and vomiting in cancer patients undergoing chemotherapy treatment. *J Clin Oncol* 1984;2:1170-1176. Available at: <https://www.ncbi.nlm.nih.gov/pubmed/6491699>.



33. Roila F, Hesketh PJ, Herrstedt J, Antiemetic Subcommittee of the Multinational Association of Supportive Care in C. Prevention of chemotherapy- and radiotherapy-induced emesis: results of the 2004 Perugia International Antiemetic Consensus Conference. *Ann Oncol* 2006;17:20-28. Available at:

<https://www.ncbi.nlm.nih.gov/pubmed/16314401>.

34. Navari RM. Management of chemotherapy-induced nausea and vomiting : focus on newer agents and new uses for older agents. *Drugs* 2013;73:249-262. Available at:

<https://www.ncbi.nlm.nih.gov/pubmed/23404093>.

35. Galli JA, Sawaya RA, Friedenber FK. Cannabinoid hyperemesis syndrome. *Curr Drug Abuse Rev* 2011;4:241-249. Available at:

<https://www.ncbi.nlm.nih.gov/pubmed/22150623>.

36. Sakamoto A, Takayama H, Mamiya K, Koizumi T. Opioid withdrawal presenting only nausea during tapering of oxycodone after celiac plexus block: a case report. *Ann Palliat Med* 2016;5:67-70. Available at:

<https://www.ncbi.nlm.nih.gov/pubmed/26841817>.

37. Hesketh PJ, Kris MG, Basch E, et al. Antiemetics: American Society of Clinical Oncology Clinical Practice Guideline Update. *J Clin Oncol* 2017;35:3240-3261. Available at:

<https://www.ncbi.nlm.nih.gov/pubmed/28759346>.

38. Feyer PC, Maranzano E, Molassiotis A, et al. Radiotherapy-induced nausea and vomiting (RINV): MASCC/ESMO guideline for antiemetics in radiotherapy: update 2009. *Support Care Cancer* 2011;19 Suppl 1:S5-14. Available at:

<https://www.ncbi.nlm.nih.gov/pubmed/20697746>.

39. Harding R, Young R, Anno G. Radiotherapy-induced emesis. In: Andrews P, Sanger G, eds. *Emesis in Anti-Cancer Therapy*. London: Chapman & Hall Medical; 1993:163-178.

40. Clemmons AB, Orr J, Andrick B, et al. Randomized, placebo-controlled, phase III trial of fosaprepitant, ondansetron, dexamethasone (FOND) versus FOND plus olanzapine (FOND-O) for the prevention of chemotherapy-induced nausea and vomiting in patients with hematologic

malignancies receiving highly emetogenic chemotherapy and hematopoietic cell transplantation regimens: The FOND-O Trial. *Biol Blood Marrow Transplant* 2018;24:2065-2071. Available at:

<https://www.ncbi.nlm.nih.gov/pubmed/29906570>.

41. American Society of Clinical O, Kris MG, Hesketh PJ, et al. American Society of Clinical Oncology guideline for antiemetics in oncology: update 2006. *J Clin Oncol* 2006;24:2932-2947. Available at:

<https://www.ncbi.nlm.nih.gov/pubmed/16717289>.

42. Laszlo J. Treatment of nausea and vomiting caused by cancer chemotherapy. *Cancer Treat Rev* 1982;9 Suppl B:3-9. Available at:

<https://www.ncbi.nlm.nih.gov/pubmed/6299552>.

43. Strum SB, McDermed JE, Pileggi J, et al. Intravenous metoclopramide: prevention of chemotherapy-induced nausea and vomiting. A preliminary evaluation. *Cancer* 1984;53:1432-1439. Available at:

<https://www.ncbi.nlm.nih.gov/pubmed/6692333>.

44. Lindley CM, Bernard S, Fields SM. Incidence and duration of chemotherapy-induced nausea and vomiting in the outpatient oncology population. *J Clin Oncol* 1989;7:1142-1149. Available at:

<https://www.ncbi.nlm.nih.gov/pubmed/2787840>.

45. Aapro M. Methodological issues in antiemetic studies. *Invest New Drugs* 1993;11:243-253. Available at:

<https://www.ncbi.nlm.nih.gov/pubmed/8157467>.

46. Grunberg SM, Warr D, Gralla RJ, et al. Evaluation of new antiemetic agents and definition of antineoplastic agent emetogenicity--state of the art. *Support Care Cancer* 2011;19 Suppl 1:S43-47. Available at:

<https://www.ncbi.nlm.nih.gov/pubmed/20972805>.

47. Okuyama A, Nakamura F, Higashi T. Prescription of prophylactic antiemetic drugs for patients receiving chemotherapy with minimal and low emetic risk. *JAMA Oncol* 2017;3:344-350. Available at:

<https://www.ncbi.nlm.nih.gov/pubmed/27812688>.





48. Encinosa W, Davidoff AJ. Changes in antiemetic overuse in response to Choosing Wisely recommendations. *JAMA Oncol* 2017;3:320-326. Available at: <https://www.ncbi.nlm.nih.gov/pubmed/27632203>.
49. Herrstedt J, Dombrowsky P. Anti-emetic therapy in cancer chemotherapy: current status. *Basic Clin Pharmacol Toxicol* 2007;101:143-150. Available at: <https://www.ncbi.nlm.nih.gov/pubmed/17697032>.
50. Hesketh PJ, Gandara DR. Serotonin antagonists: a new class of antiemetic agents. *J Natl Cancer Inst* 1991;83:613-620. Available at: <https://www.ncbi.nlm.nih.gov/pubmed/1850806>.
51. Andrews PL, Bhandari P, Davey PT, et al. Are all 5-HT3 receptor antagonists the same? *Eur J Cancer* 1992;28A Suppl 1:2-6. Available at: <http://www.ncbi.nlm.nih.gov/pubmed/1320915>.
52. Grunberg SM, Koeller JM. Palonosetron: a unique 5-HT3-receptor antagonist for the prevention of chemotherapy-induced emesis. *Expert Opin Pharmacother* 2003;4:2297-2303. Available at: <https://www.ncbi.nlm.nih.gov/pubmed/14640928>.
53. Grunberg SM, Stevenson LL, Russell CA, McDermed JE. Dose ranging phase I study of the serotonin antagonist GR38032F for prevention of cisplatin-induced nausea and vomiting. *J Clin Oncol* 1989;7:1137-1141. Available at: <https://www.ncbi.nlm.nih.gov/pubmed/2526864>.
54. Chevallier B. Efficacy and safety of granisetron compared with high-dose metoclopramide plus dexamethasone in patients receiving high-dose cisplatin in a single-blind study. The Granisetron Study Group. *Eur J Cancer* 1990;26 Suppl 1:S33-36. Available at: <https://www.ncbi.nlm.nih.gov/pubmed/2169784>.
55. Cupissol DR, Serrou B, Caubel M. The efficacy of granisetron as a prophylactic anti-emetic and intervention agent in high-dose cisplatin-induced emesis. *Eur J Cancer* 1990;26 Suppl 1:23-27. Available at: <http://www.ncbi.nlm.nih.gov/pubmed/2169782>.
56. De Mulder PH, Seynaeve C, Vermorken JB, et al. Ondansetron compared with high-dose metoclopramide in prophylaxis of acute and delayed cisplatin-induced nausea and vomiting. A multicenter, randomized, double-blind, crossover study. *Ann Intern Med* 1990;113:834-840. Available at: <https://www.ncbi.nlm.nih.gov/pubmed/2146911>.
57. Marty M. A comparative study of the use of granisetron, a selective 5-HT3 antagonist, versus a standard anti-emetic regimen of chlorpromazine plus dexamethasone in the treatment of cytostatic-induced emesis. The Granisetron Study Group. *Eur J Cancer* 1990;26 Suppl 1:S28-32. Available at: <https://www.ncbi.nlm.nih.gov/pubmed/2169783>.
58. Marty M, Pouillart P, Scholl S, et al. Comparison of the 5-hydroxytryptamine3 (serotonin) antagonist ondansetron (GR 38032F) with high-dose metoclopramide in the control of cisplatin-induced emesis. *N Engl J Med* 1990;322:816-821. Available at: <https://www.ncbi.nlm.nih.gov/pubmed/2137902>.
59. Soukop M. A comparison of two dose levels of granisetron in patients receiving high-dose cisplatin. The Granisetron Study Group. *Eur J Cancer* 1990;26 Suppl 1:S15-19. Available at: <https://www.ncbi.nlm.nih.gov/pubmed/2169779>.
60. Roila F, Tonato M, Cognetti F, et al. Prevention of cisplatin-induced emesis: a double-blind multicenter randomized crossover study comparing ondansetron and ondansetron plus dexamethasone. *J Clin Oncol* 1991;9:675-678. Available at: <https://www.ncbi.nlm.nih.gov/pubmed/1829757>.
61. Frascini G. Antiemetic activity of ondansetron in cancer patients receiving non-cisplatin chemotherapy. *Semin Oncol* 1992;19:41-47. Available at: <https://www.ncbi.nlm.nih.gov/pubmed/1387249>.
62. Kamanabrou D. Intravenous granisetron--establishing the optimal dose. The Granisetron Study Group. *Eur J Cancer* 1992;28A Suppl 1:6-11. Available at: <http://www.ncbi.nlm.nih.gov/pubmed/1320919>.
63. Sledge GW, Einhorn L, Nagy C, House K. Phase III double-blind comparison of intravenous ondansetron and metoclopramide as



antiemetic therapy for patients receiving multiple-day cisplatin-based chemotherapy. *Cancer* 1992;70:2524-2528. Available at:

<http://www.ncbi.nlm.nih.gov/pubmed/1423181>.

64. Chevallier B. The control of acute cisplatin-induced emesis--a comparative study of granisetron and a combination regimen of high-dose metoclopramide and dexamethasone. Granisetron Study Group. *Br J Cancer* 1993;68:176-180. Available at:

<http://www.ncbi.nlm.nih.gov/pubmed/8391304>.

65. Navari RM, Kaplan HG, Gralla RJ, et al. Efficacy and safety of granisetron, a selective 5-hydroxytryptamine-3 receptor antagonist, in the prevention of nausea and vomiting induced by high-dose cisplatin. *J Clin Oncol* 1994;12:2204-2210. Available at:

<https://www.ncbi.nlm.nih.gov/pubmed/7931490>.

66. Riviere A. Dose finding study of granisetron in patients receiving high-dose cisplatin chemotherapy. The Granisetron Study Group. *Br J Cancer* 1994;69:967-971. Available at:

<https://www.ncbi.nlm.nih.gov/pubmed/8180032>.

67. Apro MS, Grunberg SM, Manikhas GM, et al. A phase III, double-blind, randomized trial of palonosetron compared with ondansetron in preventing chemotherapy-induced nausea and vomiting following highly emetogenic chemotherapy. *Ann Oncol* 2006;17:1441-1449. Available at:

<https://www.ncbi.nlm.nih.gov/pubmed/16766588>.

68. Saito M, Aogi K, Sekine I, et al. Palonosetron plus dexamethasone versus granisetron plus dexamethasone for prevention of nausea and vomiting during chemotherapy: a double-blind, double-dummy, randomised, comparative phase III trial. *Lancet Oncol* 2009;10:115-124. Available at: <https://www.ncbi.nlm.nih.gov/pubmed/19135415>.

69. Eisenberg P, Figueroa-Vadillo J, Zamora R, et al. Improved prevention of moderately emetogenic chemotherapy-induced nausea and vomiting with palonosetron, a pharmacologically novel 5-HT<sub>3</sub> receptor antagonist: results of a phase III, single-dose trial versus dolasetron. *Cancer* 2003;98:2473-2482. Available at:

<https://www.ncbi.nlm.nih.gov/pubmed/14635083>.

70. Gralla R, Lichinitser M, Van Der Vegt S, et al. Palonosetron improves prevention of chemotherapy-induced nausea and vomiting following moderately emetogenic chemotherapy: results of a double-blind randomized phase III trial comparing single doses of palonosetron with ondansetron. *Ann Oncol* 2003;14:1570-1577. Available at:

<https://www.ncbi.nlm.nih.gov/pubmed/14504060>.

71. Bonnetterre J, Hecquet B. Granisetron (IV) compared with ondansetron (IV plus oral) in the prevention of nausea and vomiting induced by moderately-emetogenic chemotherapy. A cross-over study. *Bull Cancer* 1995;82:1038-1043. Available at:

<https://www.ncbi.nlm.nih.gov/pubmed/8745670>.

72. Jantunen IT, Muhonen TT, Kataja VV, et al. 5-HT<sub>3</sub> receptor antagonists in the prophylaxis of acute vomiting induced by moderately emetogenic chemotherapy--a randomised study. *Eur J Cancer* 1993;29A:1669-1672. Available at:

<https://www.ncbi.nlm.nih.gov/pubmed/8398291>.

73. Martoni A, Angelelli B, Guaraldi M, et al. An open randomised cross-over study on granisetron versus ondansetron in the prevention of acute emesis induced by moderate dose cisplatin-containing regimens. *Eur J Cancer* 1996;32A:82-85. Available at:

<https://www.ncbi.nlm.nih.gov/pubmed/8695248>.

74. Gebbia V, Cannata G, Testa A, et al. Ondansetron versus granisetron in the prevention of chemotherapy-induced nausea and vomiting. Results of a prospective randomized trial. *Cancer* 1994;74:1945-1952. Available at: <https://www.ncbi.nlm.nih.gov/pubmed/8082100>.

75. Mantovani G, Maccio A, Bianchi A, et al. Comparison of granisetron, ondansetron, and tropisetron in the prophylaxis of acute nausea and vomiting induced by cisplatin for the treatment of head and neck cancer: a randomized controlled trial. *Cancer* 1996;77:941-948. Available at:

<https://www.ncbi.nlm.nih.gov/pubmed/8608488>.

76. Noble A, Bremer K, Goedhals L, et al. A double-blind, randomised, crossover comparison of granisetron and ondansetron in 5-day fractionated chemotherapy: assessment of efficacy, safety and patient



preference. The Granisetron Study Group. *Eur J Cancer* 1994;30A:1083-1088. Available at: <https://www.ncbi.nlm.nih.gov/pubmed/7654434>.

77. Ruff P, Paska W, Goedhals L, et al. Ondansetron compared with granisetron in the prophylaxis of cisplatin-induced acute emesis: a multicentre double-blind, randomised, parallel-group study. The Ondansetron and Granisetron Emesis Study Group. *Oncology* 1994;51:113-118. Available at: <https://www.ncbi.nlm.nih.gov/pubmed/8265095>.

78. Ondansetron versus granisetron, both combined with dexamethasone, in the prevention of cisplatin-induced emesis. Italian Group of Antiemetic Research. *Ann Oncol* 1995;6:805-810. Available at: <https://www.ncbi.nlm.nih.gov/pubmed/8589019>.

79. Navari R, Gandara D, Hesketh P, et al. Comparative clinical trial of granisetron and ondansetron in the prophylaxis of cisplatin-induced emesis. The Granisetron Study Group. *J Clin Oncol* 1995;13:1242-1248. Available at: <https://www.ncbi.nlm.nih.gov/pubmed/7738628>.

80. Stewart A, McQuade B, Cronje JD, et al. Ondansetron compared with granisetron in the prophylaxis of cyclophosphamide-induced emesis in out-patients: a multicentre, double-blind, double-dummy, randomised, parallel-group study. Emesis Study Group for Ondansetron and Granisetron in Breast Cancer Patients. *Oncology* 1995;52:202-210. Available at: <https://www.ncbi.nlm.nih.gov/pubmed/7715904>.

81. Audhuy B, Cappelaere P, Martin M, et al. A double-blind, randomised comparison of the anti-emetic efficacy of two intravenous doses of dolasetron mesilate and granisetron in patients receiving high dose cisplatin chemotherapy. *Eur J Cancer* 1996;32A:807-813. Available at: <https://www.ncbi.nlm.nih.gov/pubmed/9081358>.

82. Fauser AA, Duclos B, Chemaissani A, et al. Therapeutic equivalence of single oral doses of dolasetron mesilate and multiple doses of ondansetron for the prevention of emesis after moderately emetogenic chemotherapy. European Dolasetron Comparative Study Group. *Eur J Cancer* 1996;32A:1523-1529. Available at: <https://www.ncbi.nlm.nih.gov/pubmed/8911112>.

83. Hesketh P, Navari R, Grote T, et al. Double-blind, randomized comparison of the antiemetic efficacy of intravenous dolasetron mesylate and intravenous ondansetron in the prevention of acute cisplatin-induced emesis in patients with cancer. Dolasetron Comparative Chemotherapy-induced Emesis Prevention Group. *J Clin Oncol* 1996;14:2242-2249. Available at: <https://www.ncbi.nlm.nih.gov/pubmed/8708713>.

84. Lofters WS, Pater JL, Zee B, et al. Phase III double-blind comparison of dolasetron mesylate and ondansetron and an evaluation of the additive role of dexamethasone in the prevention of acute and delayed nausea and vomiting due to moderately emetogenic chemotherapy. *J Clin Oncol* 1997;15:2966-2973. Available at: <http://www.ncbi.nlm.nih.gov/pubmed/9256141>.

85. Jordan K, Hinke A, Grothey A, et al. A meta-analysis comparing the efficacy of four 5-HT<sub>3</sub>-receptor antagonists for acute chemotherapy-induced emesis. *Support Care Cancer* 2007;15:1023-1033. Available at: <https://www.ncbi.nlm.nih.gov/pubmed/17205281>.

86. Billio A, Morello E, Clarke MJ. Serotonin receptor antagonists for highly emetogenic chemotherapy in adults. *Cochrane Database Syst Rev* 2010:CD006272. Available at: <https://www.ncbi.nlm.nih.gov/pubmed/20091591>.

87. Botrel TE, Clark OA, Clark L, et al. Efficacy of palonosetron (PAL) compared to other serotonin inhibitors (5-HT<sub>3</sub>R) in preventing chemotherapy-induced nausea and vomiting (CINV) in patients receiving moderately or highly emetogenic (MoHE) treatment: systematic review and meta-analysis. *Support Care Cancer* 2011;19:823-832. Available at: <https://www.ncbi.nlm.nih.gov/pubmed/20495832>.

88. Basch E, Prestrud AA, Hesketh PJ, et al. Antiemetics: American Society of Clinical Oncology clinical practice guideline update. *J Clin Oncol* 2011;29:4189-4198. Available at: <https://www.ncbi.nlm.nih.gov/pubmed/21947834>.

89. Raftopoulos H, Cooper W, O'Boyle E, et al. Comparison of an extended-release formulation of granisetron (APF530) versus palonosetron for the prevention of chemotherapy-induced nausea and



vomiting associated with moderately or highly emetogenic chemotherapy: results of a prospective, randomized, double-blind, noninferiority phase 3 trial. *Support Care Cancer* 2015;23:723-732. Available at:

<https://www.ncbi.nlm.nih.gov/pubmed/25179689>.

90. Huang JQ, Zheng GF, Deuson R, et al. Do 5-hydroxytryptamine<sub>3</sub> receptor antagonists (5-HT<sub>3</sub>) improve the antiemetic effect of dexamethasone for preventing delayed chemotherapy-induced nausea and vomiting (CINV)? A meta-analysis of randomized controlled trials [abstract]. *J Clin Oncol* 2004;22(Suppl 14): Abstract 6037. Available at: [http://meeting.ascopubs.org/cgi/content/abstract/22/14\\_suppl/6037](http://meeting.ascopubs.org/cgi/content/abstract/22/14_suppl/6037).

91. Grote T, Hajdenberg J, Cartmell A, et al. Combination therapy for chemotherapy-induced nausea and vomiting in patients receiving moderately emetogenic chemotherapy: palonosetron, dexamethasone, and aprepitant. *J Support Oncol* 2006;4:403-408. Available at: <https://www.ncbi.nlm.nih.gov/pubmed/17004515>.

92. Grunberg SM, Dugan M, Muss H, et al. Effectiveness of a single-day three-drug regimen of dexamethasone, palonosetron, and aprepitant for the prevention of acute and delayed nausea and vomiting caused by moderately emetogenic chemotherapy. *Support Care Cancer* 2009;17:589-594. Available at: <https://www.ncbi.nlm.nih.gov/pubmed/19037667>.

93. Longo F, Mansueto G, Lapadula V, et al. Palonosetron plus 3-day aprepitant and dexamethasone to prevent nausea and vomiting in patients receiving highly emetogenic chemotherapy. *Support Care Cancer* 2011;19:1159-1164. Available at: <https://www.ncbi.nlm.nih.gov/pubmed/20552375>.

94. Miura S, Watanabe S, Sato K, et al. The efficacy of triplet antiemetic therapy with 0.75 mg of palonosetron for chemotherapy-induced nausea and vomiting in lung cancer patients receiving highly emetogenic chemotherapy. *Support Care Cancer* 2013;21:2575-2581. Available at: <https://www.ncbi.nlm.nih.gov/pubmed/23644992>.

95. Schwartzberg LS, Gabrail NY, Hrom JS, et al. Phase III MAGIC trial of APF530 v ondansetron (Ond) with fosaprepitant (Fos) + dexamethasone

(Dex) for highly emetogenic chemotherapy (HEC)-induced nausea and vomiting: analysis by age and gender [abstract]. *J Clin Oncol* 2017;34:e21700. Available at:

[https://ascopubs.org/doi/abs/10.1200/JCO.2016.34.15\\_suppl.e21700](https://ascopubs.org/doi/abs/10.1200/JCO.2016.34.15_suppl.e21700).

96. Schnadig ID, Agajanian R, Dakhil C, et al. APF530 (granisetron injection extended-release) in a three-drug regimen for delayed CINV in highly emetogenic chemotherapy. *Future Oncol* 2016;12:1469-1481. Available at: <https://www.ncbi.nlm.nih.gov/pubmed/26997579>.

97. Doggrel SA, Hancox JC. Cardiac safety concerns for ondansetron, an antiemetic commonly used for nausea linked to cancer treatment and following anaesthesia. *Expert Opin Drug Saf* 2013;12:421-431. Available at: <https://www.ncbi.nlm.nih.gov/pubmed/23578248>.

98. United States Food and Drug Administration. FDA Drug Safety Communication: New information regarding QT prolongation with ondansetron (Zofran). 2012. Available at: <http://www.fda.gov/Drugs/DrugSafety/ucm310190.htm>. Accessed

99. Brygger L, Herrstedt J, Academy of Geriatric Cancer R. 5-Hydroxytryptamine<sub>3</sub> receptor antagonists and cardiac side effects. *Expert Opin Drug Saf* 2014;13:1407-1422. Available at: <https://www.ncbi.nlm.nih.gov/pubmed/25196083>.

100. United States Food and Drug Administration. Anzemet (dolasetron mesylate): Drug Safety Communication - Reports of Abnormal Heart Rhythms. 2010. Available at: <http://www.fda.gov/Drugs/DrugSafety/ucm237081.htm>. Accessed

101. Howell J, Smeets J, Drenth HJ, Gill D. Pharmacokinetics of a granisetron transdermal system for the treatment of chemotherapy-induced nausea and vomiting. *J Oncol Pharm Pract* 2009;15:223-231. Available at: <https://www.ncbi.nlm.nih.gov/pubmed/19304880>.

102. Seol YM, Kim HJ, Choi YJ, et al. Transdermal granisetron versus palonosetron for prevention of chemotherapy-induced nausea and vomiting following moderately emetogenic chemotherapy: a multicenter, randomized, open-label, cross-over, active-controlled, and phase IV study.



Support Care Cancer 2016;24:945-952. Available at:  
<https://www.ncbi.nlm.nih.gov/pubmed/26265119>.

103. Apro M, Fabi A, Nole F, et al. Double-blind, randomised, controlled study of the efficacy and tolerability of palonosetron plus dexamethasone for 1 day with or without dexamethasone on days 2 and 3 in the prevention of nausea and vomiting induced by moderately emetogenic chemotherapy. *Ann Oncol* 2010;21:1083-1088. Available at:  
<https://www.ncbi.nlm.nih.gov/pubmed/20080830>.

104. Charbit B, Albaladejo P, Funck-Brentano C, et al. Prolongation of QTc interval after postoperative nausea and vomiting treatment by droperidol or ondansetron. *Anesthesiology* 2005;102:1094-1100. Available at: <https://www.ncbi.nlm.nih.gov/pubmed/15915019>.

105. Tricco AC, Soobiah C, Blondal E, et al. Comparative safety of serotonin (5-HT<sub>3</sub>) receptor antagonists in patients undergoing surgery: a systematic review and network meta-analysis. *BMC Med* 2015;13:142. Available at: <https://www.ncbi.nlm.nih.gov/pubmed/26084332>.

106. Hendren G, Aponte-Feliciano A, Kovac A. Safety and efficacy of commonly used antiemetics. *Expert Opin Drug Metab Toxicol* 2015;11:1753-1767. Available at:  
<https://www.ncbi.nlm.nih.gov/pubmed/26293198>.

107. Freedman SB, Uleryk E, Rumantir M, Finkelstein Y. Ondansetron and the risk of cardiac arrhythmias: a systematic review and postmarketing analysis. *Ann Emerg Med* 2014;64:19-25 e16. Available at:  
<https://www.ncbi.nlm.nih.gov/pubmed/24314899>.

108. United States Food and Drug Administration. FDA Drug Safety Communication: Abnormal heart rhythms may be associated with use of Zofran (ondansetron). 2011. Available at:  
<http://www.fda.gov/Drugs/DrugSafety/ucm271913.htm>. Accessed

109. Baltzer L, Kris MG, Hinkley L, et al. Reversible electrocardiographic interval prolongations following the specific serotonin antagonists ondansetron (OND) and dolasetron mesylate (DM): a possible drug class

effect without sequelae? [abstract]. *J Clin Oncol* 1994;13:Abstract 1489. Available at:

110. Gonullu G, Demircan S, Demirag MK, et al. Electrocardiographic findings of palonosetron in cancer patients. *Support Care Cancer* 2012;20:1435-1439. Available at:  
<https://www.ncbi.nlm.nih.gov/pubmed/21773677>.

111. Leonard MC, Militello ML. 5-HT<sub>3</sub> Receptor antagonists and ECG effects. *Pharmacotherapy Updates*; 2002. Available at:  
<http://www.clevelandclinicmeded.com/medicalpubs/pharmacy/novdec2002/5ht.htm>.

112. Hafermann MJ, Namdar R, Seibold GE, Page RL, 2nd. Effect of intravenous ondansetron on QT interval prolongation in patients with cardiovascular disease and additional risk factors for torsades: a prospective, observational study. *Drug Healthc Patient Saf* 2011;3:53-58. Available at: <https://www.ncbi.nlm.nih.gov/pubmed/22046106>.

113. Rojas C, Li Y, Zhang J, et al. The antiemetic 5-HT<sub>3</sub> receptor antagonist Palonosetron inhibits substance P-mediated responses in vitro and in vivo. *J Pharmacol Exp Ther* 2010;335:362-368. Available at:  
<https://www.ncbi.nlm.nih.gov/pubmed/20724484>.

114. Rojas C, Thomas AG, Alt J, et al. Palonosetron triggers 5-HT<sub>3</sub> receptor internalization and causes prolonged inhibition of receptor function. *Eur J Pharmacol* 2010;626:193-199. Available at:  
<https://www.ncbi.nlm.nih.gov/pubmed/19836386>.

115. Chow R, Warr DG, Navari RM, et al. Should palonosetron be a preferred 5-HT<sub>3</sub> receptor antagonist for chemotherapy-induced nausea and vomiting? An updated systematic review and meta-analysis. *Support Care Cancer* 2018;26:2519-2549. Available at:  
<https://www.ncbi.nlm.nih.gov/pubmed/29796708>.

116. Eisenberg P, Figueroa-Vadillo J, Zamora R, et al. Improved prevention of moderately emetogenic chemotherapy-induced nausea and vomiting with palonosetron, a pharmacologically novel 5-HT<sub>3</sub> receptor antagonist: results of a phase III, single-dose trial versus dolasetron.



Cancer 2003;98:2473-2482. Available at:

<http://www.ncbi.nlm.nih.gov/pubmed/14635083>.

117. Giralt SA, Mangan KF, Maziarz RT, et al. Three palonosetron regimens to prevent CINV in myeloma patients receiving multiple-day high-dose melphalan and hematopoietic stem cell transplantation. *Ann Oncol* 2011;22:939-946. Available at:

<https://www.ncbi.nlm.nih.gov/pubmed/20935058>.

118. Gregory RE, Ettinger DS. 5-HT<sub>3</sub> receptor antagonists for the prevention of chemotherapy-induced nausea and vomiting. A comparison of their pharmacology and clinical efficacy. *Drugs* 1998;55:173-189.

Available at: <https://www.ncbi.nlm.nih.gov/pubmed/9506240>.

119. Gralla RJ, de Wit R, Herrstedt J, et al. Antiemetic efficacy of the neurokinin-1 antagonist, aprepitant, plus a 5HT<sub>3</sub> antagonist and a corticosteroid in patients receiving anthracyclines or cyclophosphamide in addition to high-dose cisplatin: analysis of combined data from two Phase III randomized clinical trials. *Cancer* 2005;104:864-868. Available at:

<https://www.ncbi.nlm.nih.gov/pubmed/15973669>.

120. Hesketh PJ, Grunberg SM, Gralla RJ, et al. The oral neurokinin-1 antagonist aprepitant for the prevention of chemotherapy-induced nausea and vomiting: a multinational, randomized, double-blind, placebo-controlled trial in patients receiving high-dose cisplatin--the Aprepitant Protocol 052 Study Group. *J Clin Oncol* 2003;21:4112-4119. Available at:

<http://www.ncbi.nlm.nih.gov/pubmed/14559886>.

121. Poli-Bigelli S, Rodrigues-Pereira J, Carides AD, et al. Addition of the neurokinin 1 receptor antagonist aprepitant to standard antiemetic therapy improves control of chemotherapy-induced nausea and vomiting. Results from a randomized, double-blind, placebo-controlled trial in Latin America. *Cancer* 2003;97:3090-3098. Available at:

<https://www.ncbi.nlm.nih.gov/pubmed/12784346>.

122. Ottoboni T, Keller MR, Cravets M, et al. Bioequivalence of HTX-019 (aprepitant IV) and fosaprepitant in healthy subjects: a Phase I, open-label, randomized, two-way crossover evaluation. *Drug Des Devel Ther*

2018;12:429-435. Available at:

<https://www.ncbi.nlm.nih.gov/pubmed/29535504>.

123. dos Santos LV, Souza FH, Brunetto AT, et al. Neurokinin-1 receptor antagonists for chemotherapy-induced nausea and vomiting: a systematic review. *J Natl Cancer Inst* 2012;104:1280-1292. Available at:

<https://www.ncbi.nlm.nih.gov/pubmed/22911671>.

124. Tremont-Lukats IW, Gonzalez-Barboto J, Bruera E, Brescia FJ. Meta-analysis of neurokinin-1 receptor antagonists (NK-1 RA) for chemotherapy-induced nausea and vomiting (CINV) [abstract]. *J Clin Oncol* 2004;22(Suppl 14):Abstract 8047. Available at:

[http://meeting.ascopubs.org/cgi/content/abstract/22/14\\_suppl/8047](http://meeting.ascopubs.org/cgi/content/abstract/22/14_suppl/8047).

125. Warr DG, Hesketh PJ, Gralla RJ, et al. Efficacy and tolerability of aprepitant for the prevention of chemotherapy-induced nausea and vomiting in patients with breast cancer after moderately emetogenic chemotherapy. *J Clin Oncol* 2005;23:2822-2830. Available at:

<https://www.ncbi.nlm.nih.gov/pubmed/15837996>.

126. Schmitt T, Goldschmidt H, Neben K, et al. Aprepitant, granisetron, and dexamethasone for prevention of chemotherapy-induced nausea and vomiting after high-dose melphalan in autologous transplantation for multiple myeloma: results of a randomized, placebo-controlled phase III trial. *J Clin Oncol* 2014;32:3413-3420. Available at:

<https://www.ncbi.nlm.nih.gov/pubmed/25225424>.

127. Rapoport BL, Jordan K, Boice JA, et al. Aprepitant for the prevention of chemotherapy-induced nausea and vomiting associated with a broad range of moderately emetogenic chemotherapies and tumor types: a randomized, double-blind study. *Support Care Cancer* 2010;18:423-431. Available at: <https://www.ncbi.nlm.nih.gov/pubmed/19568773>.

128. Chawla SP, Grunberg SM, Gralla RJ, et al. Establishing the dose of the oral NK1 antagonist aprepitant for the prevention of chemotherapy-induced nausea and vomiting. *Cancer* 2003;97:2290-2300. Available at:

<https://www.ncbi.nlm.nih.gov/pubmed/12712486>.



129. Poli-Bigelli S, Rodrigues-Pereira J, Carides AD, et al. Addition of the neurokinin 1 receptor antagonist aprepitant to standard antiemetic therapy improves control of chemotherapy-induced nausea and vomiting. Results from a randomized, double-blind, placebo-controlled trial in Latin America. *Cancer* 2003;97:3090-3098. Available at:

<http://www.ncbi.nlm.nih.gov/pubmed/12784346>.

130. Grunberg S, Chua D, Maru A, et al. Single-dose fosaprepitant for the prevention of chemotherapy-induced nausea and vomiting associated with cisplatin therapy: randomized, double-blind study protocol--EASE. *J Clin Oncol* 2011;29:1495-1501. Available at:

<https://www.ncbi.nlm.nih.gov/pubmed/21383291>.

131. Marbury TC, Ngo PL, Shadle CR, et al. Pharmacokinetics of oral dexamethasone and midazolam when administered with single-dose intravenous 150 mg fosaprepitant in healthy adult subjects. *J Clin Pharmacol* 2011;51:1712-1720. Available at:

<https://www.ncbi.nlm.nih.gov/pubmed/21209230>.

132. Lasseter KC, Gambale J, Jin B, et al. Tolerability of fosaprepitant and bioequivalency to aprepitant in healthy subjects. *J Clin Pharmacol* 2007;47:834-840. Available at:

<https://www.ncbi.nlm.nih.gov/pubmed/17525168>.

133. Chau E, Lundberg J, Phillips G, et al. Updated report on incidence of infusion-site reactions associated with peripheral intravenous administration of fosaprepitant. *J Oncol Pharm Pract* 2019;25:1053-1057. Available at:

<https://www.ncbi.nlm.nih.gov/pubmed/29651918>.

134. Leal AD, Kadakia KC, Looker S, et al. Fosaprepitant-induced phlebitis: a focus on patients receiving doxorubicin/cyclophosphamide therapy. *Support Care Cancer* 2014;22:1313-1317. Available at:

<https://www.ncbi.nlm.nih.gov/pubmed/24402411>.

135. Shadle CR, Lee Y, Majumdar AK, et al. Evaluation of potential inductive effects of aprepitant on cytochrome P450 3A4 and 2C9 activity. *J Clin Pharmacol* 2004;44:215-223. Available at:

<https://www.ncbi.nlm.nih.gov/pubmed/14973304>.

136. Patel P, Leeder JS, Piquette-Miller M, Dupuis LL. Aprepitant and fosaprepitant drug interactions: a systematic review. *Br J Clin Pharmacol* 2017;83:2148-2162. Available at:

<https://www.ncbi.nlm.nih.gov/pubmed/28470980>.

137. Hesketh PJ, Rossi G, Rizzi G, et al. Efficacy and safety of NEPA, an oral combination of netupitant and palonosetron, for prevention of chemotherapy-induced nausea and vomiting following highly emetogenic chemotherapy: a randomized dose-ranging pivotal study. *Ann Oncol* 2014;25:1340-1346. Available at:

<https://www.ncbi.nlm.nih.gov/pubmed/24608196>.

138. Hesketh PJ, Bohlke K, Lyman GH, et al. Antiemetics: American Society of Clinical Oncology Focused Guideline Update. *J Clin Oncol* 2016;34:381-386. Available at:

<https://www.ncbi.nlm.nih.gov/pubmed/26527784>.

139. Aapro M, Rugo H, Rossi G, et al. A randomized phase III study evaluating the efficacy and safety of NEPA, a fixed-dose combination of netupitant and palonosetron, for prevention of chemotherapy-induced nausea and vomiting following moderately emetogenic chemotherapy. *Ann Oncol* 2014;25:1328-1333. Available at:

<https://www.ncbi.nlm.nih.gov/pubmed/24603643>.

140. Schwartzberg LS, Rugo HS, Aapro MS. New and emerging therapeutic options for the management of chemotherapy-induced nausea and vomiting. *Clin Adv Hematol Oncol* 2015;13:3-13, 11; quiz 12 p following 14. Available at:

<https://www.ncbi.nlm.nih.gov/pubmed/25856052>.

141. Zhang L, Lu S, Feng J, et al. A randomized phase III study evaluating the efficacy of single-dose NEPA, a fixed antiemetic combination of netupitant and palonosetron, versus an aprepitant regimen for prevention of chemotherapy-induced nausea and vomiting (CINV) in patients receiving highly emetogenic chemotherapy (HEC). *Ann Oncol* 2018;29:452-458. Available at:

<https://www.ncbi.nlm.nih.gov/pubmed/29092012>.



142. Schwartzberg L, Roeland E, Andric Z, et al. Phase III safety study of intravenous NEPA: a novel fixed antiemetic combination of fosnetupitant and palonosetron in patients receiving highly emetogenic chemotherapy. *Ann Oncol* 2018;29:1535-1540. Available at: <https://www.ncbi.nlm.nih.gov/pubmed/29722791>.

143. Schwartzberg LS, Modiano MR, Rapoport BL, et al. Safety and efficacy of rolapitant for prevention of chemotherapy-induced nausea and vomiting after administration of moderately emetogenic chemotherapy or anthracycline and cyclophosphamide regimens in patients with cancer: a randomised, active-controlled, double-blind, phase 3 trial. *Lancet Oncol* 2015;16:1071-1078. Available at: <https://www.ncbi.nlm.nih.gov/pubmed/26272768>.

144. Rapoport BL, Chasen MR, Gridelli C, et al. Safety and efficacy of rolapitant for prevention of chemotherapy-induced nausea and vomiting after administration of cisplatin-based highly emetogenic chemotherapy in patients with cancer: two randomised, active-controlled, double-blind, phase 3 trials. *Lancet Oncol* 2015;16:1079-1089. Available at: <https://www.ncbi.nlm.nih.gov/pubmed/26272769>.

145. Wampler G. The pharmacology and clinical effectiveness of phenothiazines and related drugs for managing chemotherapy-induced emesis. *Drugs* 1983;25 Suppl 1:35-51. Available at: <https://www.ncbi.nlm.nih.gov/pubmed/6840019>.

146. Gralla RJ, Itri LM, Pisko SE, et al. Antiemetic efficacy of high-dose metoclopramide: randomized trials with placebo and prochlorperazine in patients with chemotherapy-induced nausea and vomiting. *N Engl J Med* 1981;305:905-909. Available at: <https://www.ncbi.nlm.nih.gov/pubmed/7024807>.

147. Gralla RJ, Tyson LB, Bordin LA, et al. Antiemetic therapy: a review of recent studies and a report of a random assignment trial comparing metoclopramide with delta-9-tetrahydrocannabinol. *Cancer Treat Rep* 1984;68:163-172. Available at: <https://www.ncbi.nlm.nih.gov/pubmed/6318993>.

148. Bakowski MT. Advances in anti-emetic therapy. *Cancer Treat Rev* 1984;11:237-256. Available at: <https://www.ncbi.nlm.nih.gov/pubmed/6098368>.

149. Grossman B, Lessin LS, Cohen P. Droperidol prevents nausea and vomiting from cis-platinum. *N Engl J Med* 1979;301:47. Available at: <https://www.ncbi.nlm.nih.gov/pubmed/449910>.

150. Apro MS, Alberts DS. High-dose dexamethasone for prevention of cis-platin-induced vomiting. *Cancer Chemother Pharmacol* 1981;7:11-14. Available at: <https://www.ncbi.nlm.nih.gov/pubmed/6122510>.

151. Apro MS, Plezia PM, Alberts DS, et al. Double-blind crossover study of the antiemetic efficacy of high-dose dexamethasone versus high-dose metoclopramide. *J Clin Oncol* 1984;2:466-471. Available at: <https://www.ncbi.nlm.nih.gov/pubmed/6539363>.

152. Cassileth PA, Lusk EJ, Torri S, et al. Antiemetic efficacy of dexamethasone therapy in patients receiving cancer chemotherapy. *Arch Intern Med* 1983;143:1347-1349. Available at: <https://www.ncbi.nlm.nih.gov/pubmed/6347109>.

153. Kris MG, Gralla RJ, Clark RA, et al. Consecutive dose-finding trials adding lorazepam to the combination of metoclopramide plus dexamethasone: improved subjective effectiveness over the combination of diphenhydramine plus metoclopramide plus dexamethasone. *Cancer Treat Rep* 1985;69:1257-1262. Available at: <https://www.ncbi.nlm.nih.gov/pubmed/3912039>.

154. Kris MG, Gralla RJ, Clark RA, et al. Antiemetic control and prevention of side effects of anti-cancer therapy with lorazepam or diphenhydramine when used in combination with metoclopramide plus dexamethasone. A double-blind, randomized trial. *Cancer* 1987;60:2816-2822. Available at: <https://www.ncbi.nlm.nih.gov/pubmed/3315176>.

155. Herman TS, Einhorn LH, Jones SE, et al. Superiority of nabilone over prochlorperazine as an antiemetic in patients receiving cancer chemotherapy. *N Engl J Med* 1979;300:1295-1297. Available at: <https://www.ncbi.nlm.nih.gov/pubmed/375088>.





156. Steele N, Gralla RJ, Braun DW, Jr., Young CW. Double-blind comparison of the antiemetic effects of nabilone and prochlorperazine on chemotherapy-induced emesis. *Cancer Treat Rep* 1980;64:219-224. Available at: <https://www.ncbi.nlm.nih.gov/pubmed/6250699>.

157. Chu CC, Hsing CH, Shieh JP, et al. The cellular mechanisms of the antiemetic action of dexamethasone and related glucocorticoids against vomiting. *Eur J Pharmacol* 2014;722:48-54. Available at: <https://www.ncbi.nlm.nih.gov/pubmed/24184695>.

158. Ioannidis JP, Hesketh PJ, Lau J. Contribution of dexamethasone to control of chemotherapy-induced nausea and vomiting: a meta-analysis of randomized evidence. *J Clin Oncol* 2000;18:3409-3422. Available at: <https://www.ncbi.nlm.nih.gov/pubmed/11013282>.

159. Double-blind, dose-finding study of four intravenous doses of dexamethasone in the prevention of cisplatin-induced acute emesis. Italian Group for Antiemetic Research. *J Clin Oncol* 1998;16:2937-2942. Available at: <https://www.ncbi.nlm.nih.gov/pubmed/9738561>.

160. Italian Group For Antiemetic R. Randomized, double-blind, dose-finding study of dexamethasone in preventing acute emesis induced by anthracyclines, carboplatin, or cyclophosphamide. *J Clin Oncol* 2004;22:725-729. Available at: <https://www.ncbi.nlm.nih.gov/pubmed/14966097>.

161. Ito Y, Tsuda T, Minatogawa H, et al. Placebo-controlled, double-blinded phase III study comparing dexamethasone on Day 1 with dexamethasone on Days 1 to 3 with combined neurokinin-1 receptor antagonist and palonosetron in high-emetogenic chemotherapy. *J Clin Oncol* 2018;36:1000-1006. Available at: <https://www.ncbi.nlm.nih.gov/pubmed/29443652>.

162. Okada Y, Oba K, Furukawa N, et al. One-day versus three-day dexamethasone in combination with palonosetron for the prevention of chemotherapy-induced nausea and vomiting: A systematic review and individual patient data-based meta-analysis. *Oncologist* 2019;24:1593-1600. Available at: <https://www.ncbi.nlm.nih.gov/pubmed/31217343>.

163. Celio L, Bonizzoni E, Zattarin E, et al. Impact of dexamethasone-sparing regimens on delayed nausea caused by moderately or highly emetogenic chemotherapy: a meta-analysis of randomised evidence. *BMC Cancer* 2019;19:1268. Available at: <https://www.ncbi.nlm.nih.gov/pubmed/31888544>.

164. Matsuzaki K, Ito Y, Fukuda M, et al. Placebo-controlled phase III study comparing dexamethasone on day 1 to on day 1-3 with NK1 receptor antagonist and palonosetron in high emetogenic chemotherapy [abstract]. *J Clin Oncol* 2016;34:Abstract 10019. Available at: <http://meetinglibrary.asco.org/print/2405886>.

165. Celio L, Bonizzoni E, Bajetta E, et al. Palonosetron plus single-dose dexamethasone for the prevention of nausea and vomiting in women receiving anthracycline/cyclophosphamide-containing chemotherapy: meta-analysis of individual patient data examining the effect of age on outcome in two phase III trials. *Support Care Cancer* 2013;21:565-573. Available at: <https://www.ncbi.nlm.nih.gov/pubmed/22869054>.

166. Roila F, Ruggeri B, Ballatori E, et al. Aprepitant versus dexamethasone for preventing chemotherapy-induced delayed emesis in patients with breast cancer: a randomized double-blind study. *J Clin Oncol* 2014;32:101-106. Available at: <https://www.ncbi.nlm.nih.gov/pubmed/24323030>.

167. Gu YL, Xie JM, Ren J, et al. Dexamethasone-sparing regimen is an effective and safe alternative in overall antiemetic protection: A systematic review and meta-analysis. *Medicine (Baltimore)* 2019;98:e17364. Available at: <https://www.ncbi.nlm.nih.gov/pubmed/31574883>.

168. Navari RM, Qin R, Ruddy KJ, et al. Olanzapine for the prevention of chemotherapy-induced nausea and vomiting (CINV) in patients receiving highly emetogenic chemotherapy (HEC): Alliance A221301, a randomized, double-blind, placebo-controlled trial [abstract]. *J Clin Oncol* 2015;33:Abstract 176. Available at: <http://meetinglibrary.asco.org/content/155048-165>.

169. Navari RM, Einhorn LH, Passik SD, et al. A phase II trial of olanzapine for the prevention of chemotherapy-induced nausea and



vomiting: a Hoosier Oncology Group study. Support Care Cancer 2005;13:529-534. Available at:

<https://www.ncbi.nlm.nih.gov/pubmed/15700131>.

170. Srivastava M, Brito-Dellan N, Davis MP, et al. Olanzapine as an antiemetic in refractory nausea and vomiting in advanced cancer. J Pain Symptom Manage 2003;25:578-582. Available at:

<http://www.ncbi.nlm.nih.gov/pubmed/12782438>.

171. Passik SD, Navari RM, Jung SH, et al. A phase I trial of olanzapine (Zyprexa) for the prevention of delayed emesis in cancer patients: a Hoosier Oncology Group study. Cancer Invest 2004;22:383-388. Available at: <https://www.ncbi.nlm.nih.gov/pubmed/15493359>.

172. Passik SD, Kirsh KL, Theobald DE, et al. A retrospective chart review of the use of olanzapine for the prevention of delayed emesis in cancer patients. J Pain Symptom Manage 2003;25:485-488. Available at:

<http://www.ncbi.nlm.nih.gov/pubmed/12727048>.

173. Passik SD, Lundberg J, Kirsh KL, et al. A pilot exploration of the antiemetic activity of olanzapine for the relief of nausea in patients with advanced cancer and pain. J Pain Symptom Manage 2002;23:526-532. Available at: <https://www.ncbi.nlm.nih.gov/pubmed/12067777>.

174. Navari RM, Einhorn LH, Loehrer PJ, Sr., et al. A phase II trial of olanzapine, dexamethasone, and palonosetron for the prevention of chemotherapy-induced nausea and vomiting: a Hoosier oncology group study. Support Care Cancer 2007;15:1285. Available at:

<https://www.ncbi.nlm.nih.gov/pubmed/17375339>.

175. Navari RM, Gray SE, Kerr AC. Olanzapine versus aprepitant for the prevention of chemotherapy-induced nausea and vomiting: a randomized phase III trial. J Support Oncol 2011;9:188-195. Available at:

<https://www.ncbi.nlm.nih.gov/pubmed/22024310>.

176. Tan L, Liu J, Liu X, et al. Clinical research of Olanzapine for prevention of chemotherapy-induced nausea and vomiting. J Exp Clin Cancer Res 2009;28:131. Available at:

<https://www.ncbi.nlm.nih.gov/pubmed/19775450>.

177. Navari RM, Qin R, Ruddy KJ, et al. Olanzapine for the prevention of chemotherapy-induced nausea and vomiting. N Engl J Med 2016;375:134-142. Available at: <https://www.ncbi.nlm.nih.gov/pubmed/27410922>.

178. Sutherland A, Naessens K, Plugge E, et al. Olanzapine for the prevention and treatment of cancer-related nausea and vomiting in adults. Cochrane Database Syst Rev 2018;9:CD012555. Available at:

<https://www.ncbi.nlm.nih.gov/pubmed/30246876>.

179. Muench J, Hamer AM. Adverse effects of antipsychotic medications. Am Fam Physician 2010;81:617-622. Available at:

<https://www.ncbi.nlm.nih.gov/pubmed/20187598>.

180. Morita T, Tei Y, Shishido H, Inoue S. Olanzapine-induced delirium in a terminally ill cancer patient. J Pain Symptom Manage 2004;28:102-103. Available at: <https://www.ncbi.nlm.nih.gov/pubmed/15276190>.

181. Nakashima K, Murakami H, Yokoyama K, et al. A Phase II study of palonosetron, aprepitant, dexamethasone and olanzapine for the prevention of cisplatin-based chemotherapy-induced nausea and vomiting in patients with thoracic malignancy. Jpn J Clin Oncol 2017;47:840-843. Available at: <https://www.ncbi.nlm.nih.gov/pubmed/28633504>.

182. Zhou JG, Huang L, Jin SH, et al. Olanzapine combined with 5-hydroxytryptamine type 3 receptor antagonist (5-HT<sub>3</sub> RA) plus dexamethasone for prevention and treatment of chemotherapy-induced nausea and vomiting in high and moderate emetogenic chemotherapy: a systematic review and meta-analysis of randomised controlled trials. ESMO Open 2020;5. Available at:

<https://www.ncbi.nlm.nih.gov/pubmed/32079622>.

183. Yanai T, Iwasa S, Hashimoto H, et al. A double-blind randomized phase II dose-finding study of olanzapine 10 mg or 5 mg for the prophylaxis of emesis induced by highly emetogenic cisplatin-based chemotherapy. Int J Clin Oncol 2018;23:382-388. Available at:

<https://www.ncbi.nlm.nih.gov/pubmed/29039073>.

184. Chiu L, Chow R, Popovic M, et al. Efficacy of olanzapine for the prophylaxis and rescue of chemotherapy-induced nausea and vomiting



(CINV): a systematic review and meta-analysis. Support Care Cancer 2016;24:2381-2392. Available at:

<https://www.ncbi.nlm.nih.gov/pubmed/26768437>.

185. Hashimoto H, Yanai T, Nagashima K, et al. A double-blind randomized phase II study of 10 versus 5 mg olanzapine for emesis induced by highly emetogenic chemotherapy with cisplatin [abstract]. J Clin Oncol 2016;34:Abstract 10111. Available at:

<http://meetinglibrary.asco.org/content/162219-176>.

186. Iihara H, Shimokawa M, Hayasaki Y, et al. Efficacy and safety of 5 mg olanzapine combined with aprepitant, granisetron and dexamethasone to prevent carboplatin-induced nausea and vomiting in patients with gynecologic cancer: A multi-institution phase II study. Gynecol Oncol 2020;156:629-635. Available at:

<https://www.ncbi.nlm.nih.gov/pubmed/31926638>.

187. Hashimoto H, Abe M, Tokuyama O, et al. Olanzapine 5 mg plus standard antiemetic therapy for the prevention of chemotherapy-induced nausea and vomiting (J-FORCE): a multicentre, randomised, double-blind, placebo-controlled, phase 3 trial. Lancet Oncol 2020;21:242-249. Available at:

<https://www.ncbi.nlm.nih.gov/pubmed/31838011>.

188. Tanaka K, Inui N, Karayama M, et al. Olanzapine-containing antiemetic therapy for the prevention of carboplatin-induced nausea and vomiting. Cancer Chemother Pharmacol 2019;84:147-153. Available at:

<https://www.ncbi.nlm.nih.gov/pubmed/31087137>.

189. Vimolchalao V, Sakdejayont S, Wongchanapai P, et al. The efficacy and safety of the addition of olanzapine to ondansetron and dexamethasone for prevention of chemotherapy-induced nausea and vomiting in patients receiving highly emetogenic chemotherapy. Int J Clin Oncol 2020;25:396-402. Available at:

<https://www.ncbi.nlm.nih.gov/pubmed/31776732>.

190. Tienchaiananda P, Nipondhkit W, Maneenil K, et al. A randomized, double-blind, placebo-controlled study evaluating the efficacy of combination olanzapine, ondansetron and dexamethasone for prevention of chemotherapy-induced nausea and vomiting in patients receiving

doxorubicin plus cyclophosphamide. Ann Palliat Med 2019;8:372-380.

Available at: <https://www.ncbi.nlm.nih.gov/pubmed/31500422>.

191. Jeon SY, Han HS, Bae WK, et al. A Randomized, Double-Blind, Placebo-Controlled Study of the Safety and Efficacy of Olanzapine for the Prevention of Chemotherapy-Induced Nausea and Vomiting in Patients Receiving Moderately Emetogenic Chemotherapy: Results of the Korean South West Oncology Group (KSWOG) Study. Cancer Res Treat 2019;51:90-97. Available at:

<https://www.ncbi.nlm.nih.gov/pubmed/29510613>.

192. Yokoe T, Hayashida T, Nagayama A, et al. Effectiveness of Antiemetic Regimens for Highly Emetogenic Chemotherapy-Induced Nausea and Vomiting: A Systematic Review and Network Meta-Analysis. Oncologist 2019;24:e347-e357. Available at:

<https://www.ncbi.nlm.nih.gov/pubmed/30333194>.

193. National Cancer Institute. Eating hints: before, during, and after cancer treatment. 2009. Available at:

<http://www.cancer.gov/cancertopics/coping/eatinghints/page1>. Accessed

194. Jordan K, Gralla R, Rizzi G, Kashef K. Efficacy benefit of an NK1 receptor antagonist (NK1RA) in patients receiving carboplatin: supportive evidence with NEPA (a fixed combination of the NK1 RA, netupitant, and palonosetron) and aprepitant regimens. Support Care Cancer 2016;24:4617-4625. Available at:

<https://www.ncbi.nlm.nih.gov/pubmed/27334131>.

195. Di Maio M, Baratelli C, Bironzo P, et al. Efficacy of neurokinin-1 receptor antagonists in the prevention of chemotherapy-induced nausea and vomiting in patients receiving carboplatin-based chemotherapy: A systematic review and meta-analysis. Crit Rev Oncol Hematol 2018;124:21-28. Available at:

<https://www.ncbi.nlm.nih.gov/pubmed/29548482>.

196. Jordan K, Blattermann L, Hinke A, et al. Is the addition of a neurokinin-1 receptor antagonist beneficial in moderately emetogenic chemotherapy?-a systematic review and meta-analysis. Support Care



Cancer 2018;26:21-32. Available at:

<https://www.ncbi.nlm.nih.gov/pubmed/28861627>.

197. Weinstein C, Jordan K, Green SA, et al. Single-dose fosaprepitant for the prevention of chemotherapy-induced nausea and vomiting associated with moderately emetogenic chemotherapy: results of a randomized, double-blind phase III trial. *Ann Oncol* 2016;27:172-178. Available at:

<https://www.ncbi.nlm.nih.gov/pubmed/26449391>.

198. Hesketh PJ, Schnadig ID, Schwartzberg LS, et al. Efficacy of the neurokinin-1 receptor antagonist rolapitant in preventing nausea and vomiting in patients receiving carboplatin-based chemotherapy. *Cancer* 2016;122:2418-2425. Available at:

<https://www.ncbi.nlm.nih.gov/pubmed/27176138>.

199. Geling O, Eichler H-G. Should 5-hydroxytryptamine-3 receptor antagonists be administered beyond 24 hours after chemotherapy to prevent delayed emesis? Systematic re-evaluation of clinical evidence and drug cost implications. *J Clin Oncol* 2005;23:1289-1294. Available at:

<http://www.ncbi.nlm.nih.gov/pubmed/15718327>.

200. United States Food and Drug Administration FDA News Release: FDA requires boxed warning and risk mitigation strategy for metoclopramide-containing drugs; Agency warns against chronic use of these products to treat gastrointestinal disorders. 2009. Available at: <http://www.fda.gov/NewsEvents/Newsroom/PressAnnouncements/2009/ucm149533.htm>. Accessed

201. Pasricha PJ, Pehlivanov N, Sugumar A, Jankovic J. Drug Insight: from disturbed motility to disordered movement--a review of the clinical benefits and medicolegal risks of metoclopramide. *Nat Clin Pract Gastroenterol Hepatol* 2006;3:138-148. Available at:

<https://www.ncbi.nlm.nih.gov/pubmed/16511548>.

202. Kawanishi C, Onishi H, Kato D, et al. Unexpectedly high prevalence of akathisia in cancer patients. *Palliat Support Care* 2007;5:351-354.

Available at: <https://www.ncbi.nlm.nih.gov/pubmed/18044412>.

203. Patanwala AE, Amini R, Hays DP, Rosen P. Antiemetic therapy for nausea and vomiting in the emergency department. *J Emerg Med* 2010;39:330-336. Available at:

<https://www.ncbi.nlm.nih.gov/pubmed/20022195>.

204. Vinson DR. Diphenhydramine in the treatment of akathisia induced by prochlorperazine. *J Emerg Med* 2004;26:265-270. Available at:

<https://www.ncbi.nlm.nih.gov/pubmed/15028322>.

205. van Harten PN, Hoek HW, Kahn RS. Acute dystonia induced by drug treatment. *BMJ* 1999;319:623-626. Available at:

<https://www.ncbi.nlm.nih.gov/pubmed/10473482>.

206. Duma SR, Fung VS. Drug-induced movement disorders. *Aust Prescr* 2019;42:56-61. Available at:

<https://www.ncbi.nlm.nih.gov/pubmed/31048939>.

207. Savitt D, Jankovic J. Tardive syndromes. *J Neurol Sci* 2018;389:35-42. Available at: <https://www.ncbi.nlm.nih.gov/pubmed/29506749>.

208. Vijayakumar D, Jankovic J. Drug-Induced Dyskinesia, Part 2: Treatment of Tardive Dyskinesia. *Drugs* 2016;76:779-787. Available at:

<https://www.ncbi.nlm.nih.gov/pubmed/27091214>.

209. Roila F, Warr D, Clark-Snow RA, et al. Delayed emesis: moderately emetogenic chemotherapy. *Support Care Cancer* 2005;13:104-108.

Available at: <https://www.ncbi.nlm.nih.gov/pubmed/15549426>.

210. Clark-Snow R, Affronti ML, Rittenberg CN. Chemotherapy-induced nausea and vomiting (CINV) and adherence to antiemetic guidelines: results of a survey of oncology nurses. *Support Care Cancer* 2018;26:557-564. Available at: <https://www.ncbi.nlm.nih.gov/pubmed/28871358>.

211. Navari RM, Nagy CK, Gray SE. The use of olanzapine versus metoclopramide for the treatment of breakthrough chemotherapy-induced nausea and vomiting in patients receiving highly emetogenic chemotherapy. *Support Care Cancer* 2013;21:1655-1663. Available at:

<https://www.ncbi.nlm.nih.gov/pubmed/23314603>.



212. Einhorn LH, Rapoport B, Navari RM, et al. 2016 updated MASCC/ESMO consensus recommendations: prevention of nausea and vomiting following multiple-day chemotherapy, high-dose chemotherapy, and breakthrough nausea and vomiting. *Support Care Cancer* 2017;25:303-308. Available at: <https://www.ncbi.nlm.nih.gov/pubmed/27815710>.

213. Parikh N, Kramer WG, Khurana V, et al. Bioavailability study of dronabinol oral solution versus dronabinol capsules in healthy volunteers. *Clin Pharmacol* 2016;8:155-162. Available at: <https://www.ncbi.nlm.nih.gov/pubmed/27785111>.

214. Urba S. Radiation-induced nausea and vomiting. *J Natl Compr Canc Netw* 2007;5:60-65. Available at: <https://www.ncbi.nlm.nih.gov/pubmed/17239327>.

215. Maranzano E, Feyer P, Molassiotis A, et al. Evidence-based recommendations for the use of antiemetics in radiotherapy. *Radiother Oncol* 2005;76:227-233. Available at: <https://www.ncbi.nlm.nih.gov/pubmed/16150504>.

216. McKenzie E, Zaki P, Raman S, et al. Radiation-induced nausea and vomiting: a comparison between MASCC/ESMO, ASCO, and NCCN antiemetic guidelines. *Support Care Cancer* 2019;27:783-791. Available at: <https://www.ncbi.nlm.nih.gov/pubmed/30607675>.

217. Ruhlmann CH, Jahn F, Jordan K, et al. 2016 updated MASCC/ESMO consensus recommendations: prevention of radiotherapy-induced nausea and vomiting. *Support Care Cancer* 2017;25:309-316. Available at: <https://www.ncbi.nlm.nih.gov/pubmed/27624464>.

218. Salvo N, Doble B, Khan L, et al. Prophylaxis of radiation-induced nausea and vomiting using 5-hydroxytryptamine-3 serotonin receptor antagonists: a systematic review of randomized trials. *Int J Radiat Oncol Biol Phys* 2012;82:408-417. Available at: <https://www.ncbi.nlm.nih.gov/pubmed/21075553>.

219. Franzen L, Nyman J, Hagberg H, et al. A randomised placebo controlled study with ondansetron in patients undergoing fractionated

radiotherapy. *Ann Oncol* 1996;7:587-592. Available at: <https://www.ncbi.nlm.nih.gov/pubmed/8879372>.

220. National Cancer Institute of Canada Clinical Trials G, Wong RK, Paul N, et al. 5-hydroxytryptamine-3 receptor antagonist with or without short-course dexamethasone in the prophylaxis of radiation induced emesis: a placebo-controlled randomized trial of the National Cancer Institute of Canada Clinical Trials Group (SC19). *J Clin Oncol* 2006;24:3458-3464. Available at: <https://www.ncbi.nlm.nih.gov/pubmed/16849762>.

221. Lanciano R, Sherman DM, Michalski J, et al. The efficacy and safety of once-daily Kytril (granisetron hydrochloride) tablets in the prophylaxis of nausea and emesis following fractionated upper abdominal radiotherapy. *Cancer Invest* 2001;19:763-772. Available at: <https://www.ncbi.nlm.nih.gov/pubmed/11768028>.

222. Spitzer TR, Friedman CJ, Bushnell W, et al. Double-blind, randomized, parallel-group study on the efficacy and safety of oral granisetron and oral ondansetron in the prophylaxis of nausea and vomiting in patients receiving hyperfractionated total body irradiation. *Bone Marrow Transplant* 2000;26:203-210. Available at: <https://www.ncbi.nlm.nih.gov/pubmed/10918432>.

223. Kamen C, Tejani MA, Chandwani K, et al. Anticipatory nausea and vomiting due to chemotherapy. *Eur J Pharmacol* 2014;722:172-179. Available at: <https://www.ncbi.nlm.nih.gov/pubmed/24157982>.

224. Roscoe JA, Morrow GR, Aapro MS, et al. Anticipatory nausea and vomiting. *Support Care Cancer* 2011;19:1533-1538. Available at: <https://www.ncbi.nlm.nih.gov/pubmed/20803345>.

225. Aapro MS, Molassiotis A, Olver I. Anticipatory nausea and vomiting. *Support Care Cancer* 2005;13:117-121. Available at: <https://www.ncbi.nlm.nih.gov/pubmed/15599779>.

226. Ezzo J, Vickers A, Richardson MA, et al. Acupuncture-point stimulation for chemotherapy-induced nausea and vomiting. *J Clin Oncol* 2005;23:7188-7198. Available at: <https://www.ncbi.nlm.nih.gov/pubmed/16192603>.



227. Morrow GR, Morrell C. Behavioral treatment for the anticipatory nausea and vomiting induced by cancer chemotherapy. *N Engl J Med* 1982;307:1476-1480. Available at:

<https://www.ncbi.nlm.nih.gov/pubmed/6128673>.

228. Redd WH, Andrykowski MA. Behavioral intervention in cancer treatment: controlling aversion reactions to chemotherapy. *J Consult Clin Psychol* 1982;50:1018-1029. Available at:

<https://www.ncbi.nlm.nih.gov/pubmed/7174969>.

229. Ezzo J, Streitberger K, Schneider A. Cochrane systematic reviews examine P6 acupuncture-point stimulation for nausea and vomiting. *J Altern Complement Med* 2006;12:489-495. Available at:

<https://www.ncbi.nlm.nih.gov/pubmed/16813514>.

230. Figueroa-Moseley C, Jean-Pierre P, Roscoe JA, et al. Behavioral interventions in treating anticipatory nausea and vomiting. *J Natl Compr Canc Netw* 2007;5:44-50. Available at:

<https://www.ncbi.nlm.nih.gov/pubmed/17239325>.

231. Molassiotis A, Yung HP, Yam BM, et al. The effectiveness of progressive muscle relaxation training in managing chemotherapy-induced nausea and vomiting in Chinese breast cancer patients: a randomised controlled trial. *Support Care Cancer* 2002;10:237-246. Available at:

<https://www.ncbi.nlm.nih.gov/pubmed/11904789>.

232. Razavi D, Delvaux N, Farvacques C, et al. Prevention of adjustment disorders and anticipatory nausea secondary to adjuvant chemotherapy: a double-blind, placebo-controlled study assessing the usefulness of alprazolam. *J Clin Oncol* 1993;11:1384-1390. Available at:

<https://www.ncbi.nlm.nih.gov/pubmed/8315437>.

233. Malik IA, Khan WA, Qazilbash M, et al. Clinical efficacy of lorazepam in prophylaxis of anticipatory, acute, and delayed nausea and vomiting induced by high doses of cisplatin. A prospective randomized trial. *Am J Clin Oncol* 1995;18:170-175. Available at:

<https://www.ncbi.nlm.nih.gov/pubmed/7900711>.

234. de Wit R, Herrstedt J, Rapoport B, et al. The oral NK(1) antagonist, aprepitant, given with standard antiemetics provides protection against nausea and vomiting over multiple cycles of cisplatin-based chemotherapy: a combined analysis of two randomised, placebo-controlled phase III clinical trials. *Eur J Cancer* 2004;40:403-410. Available at: <https://www.ncbi.nlm.nih.gov/pubmed/14746859>.

235. Ellebaek E, Herrstedt J. Optimizing antiemetic therapy in multiple-day and multiple cycles of chemotherapy. *Curr Opin Support Palliat Care* 2008;2:28-34. Available at:

<https://www.ncbi.nlm.nih.gov/pubmed/18685391>.

236. Einhorn LH, Rapoport B, Koeller J, et al. Antiemetic therapy for multiple-day chemotherapy and high-dose chemotherapy with stem cell transplant: review and consensus statement. *Support Care Cancer* 2005;13:112-116. Available at:

<https://www.ncbi.nlm.nih.gov/pubmed/15480812>.

237. Navari RM. Prevention of emesis from multiple-day and high-dose chemotherapy regimens. *J Natl Compr Canc Netw* 2007;5:51-59.

Available at: <https://www.ncbi.nlm.nih.gov/pubmed/17239326>.

238. Herrstedt J, Sigsgaard TC, Nielsen HA, et al. Randomized, double-blind trial comparing the antiemetic effect of tropisetron plus metopimazine with tropisetron plus placebo in patients receiving multiple cycles of multiple-day cisplatin-based chemotherapy. *Support Care Cancer* 2007;15:417-426. Available at:

<https://www.ncbi.nlm.nih.gov/pubmed/17093916>.

239. Jordan K, Warr DG, Hinke A, et al. Defining the efficacy of neurokinin-1 receptor antagonists in controlling chemotherapy-induced nausea and vomiting in different emetogenic settings-a meta-analysis. *Support Care Cancer* 2016;24:1941-1954. Available at:

<https://www.ncbi.nlm.nih.gov/pubmed/26476625>.

240. Bonifant CL, Jackson HJ, Brentjens RJ, Curran KJ. Toxicity and management in CAR T-cell therapy. *Mol Ther Oncolytics* 2016;3:16011. Available at: <https://www.ncbi.nlm.nih.gov/pubmed/27626062>.



241. Davila ML, Riviere I, Wang X, et al. Efficacy and toxicity management of 19-28z CAR T cell therapy in B cell acute lymphoblastic leukemia. *Sci Transl Med* 2014;6:224ra225. Available at: <https://www.ncbi.nlm.nih.gov/pubmed/24553386>.

242. Musso M, Scalone R, Bonanno V, et al. Palonosetron (Aloxi) and dexamethasone for the prevention of acute and delayed nausea and vomiting in patients receiving multiple-day chemotherapy. *Support Care Cancer* 2009;17:205-209. Available at: <https://www.ncbi.nlm.nih.gov/pubmed/18839220>.

243. Celio L, Denaro A, Canova S, et al. Clinical update on palonosetron in the management of chemotherapy-induced nausea and vomiting. *Tumori* 2008;94:447-452. Available at: <https://www.ncbi.nlm.nih.gov/pubmed/18822676>.

244. Eisenberg P, MacKintosh FR, Ritch P, et al. Efficacy, safety and pharmacokinetics of palonosetron in patients receiving highly emetogenic cisplatin-based chemotherapy: a dose-ranging clinical study. *Ann Oncol* 2004;15:330-337. Available at: <https://www.ncbi.nlm.nih.gov/pubmed/14760130>.

245. Einhorn LH, Brames MJ, Dreicer R, et al. Palonosetron plus dexamethasone for prevention of chemotherapy-induced nausea and vomiting in patients receiving multiple-day cisplatin chemotherapy for germ cell cancer. *Support Care Cancer* 2007;15:1293-1300. Available at: <https://www.ncbi.nlm.nih.gov/pubmed/17436025>.

246. Affronti ML, Bubalo J. Palonosetron in the management of chemotherapy-induced nausea and vomiting in patients receiving multiple-day chemotherapy. *Cancer Manag Res* 2014;6:329-337. Available at: <https://www.ncbi.nlm.nih.gov/pubmed/25228819>.

247. Albany C, Brames MJ, Fausel C, et al. Randomized, double-blind, placebo-controlled, phase III cross-over study evaluating the oral neurokinin-1 antagonist aprepitant in combination with a 5HT3 receptor antagonist and dexamethasone in patients with germ cell tumors receiving 5-day cisplatin combination chemotherapy regimens: a hoosier oncology

group study. *J Clin Oncol* 2012;30:3998-4003. Available at: <https://www.ncbi.nlm.nih.gov/pubmed/22915652>.

248. Olver IN, Grimison P, Chatfield M, et al. Results of a 7-day aprepitant schedule for the prevention of nausea and vomiting in 5-day cisplatin-based germ cell tumor chemotherapy. *Support Care Cancer* 2013;21:1561-1568. Available at: <https://www.ncbi.nlm.nih.gov/pubmed/23274926>.

249. Jordan K, Kinitz I, Voigt W, et al. Safety and efficacy of a triple antiemetic combination with the NK-1 antagonist aprepitant in highly and moderately emetogenic multiple-day chemotherapy. *Eur J Cancer* 2009;45:1184-1187. Available at: <https://www.ncbi.nlm.nih.gov/pubmed/19135359>.